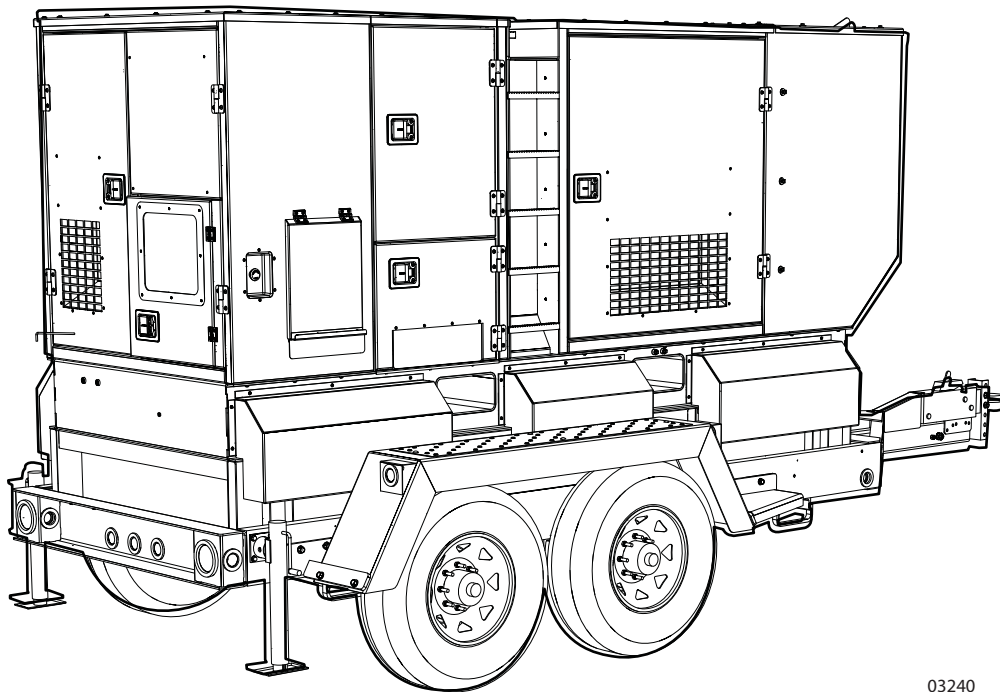


MDG250DF4-STD3

Diesel Generator Parts Manual



03240

MODEL NUMBER: _____

SERIAL NUMBER: _____

DATE PURCHASED: _____

SAVE THIS MANUAL FOR FUTURE REFERENCE

 **WARNING**

CANCER AND REPRODUCTIVE HARM

www.P65Warnings.ca.gov.

(000393a)

 **WARNING**

Breathing diesel engine exhaust exposes you to chemicals known to the State of California to cause cancer and birth defects or other reproductive harm.

- Always start and operate the engine in a well-ventilated area.
- If in an enclosed area, vent the exhaust to the outside.
- Do not modify or tamper with the exhaust system.
- Do not idle the engine except as necessary.

For more information go to

www.P65Warnings.ca.gov/diesel.

(000394)

Introduction

This parts manual was prepared based on the information available at the time of publication and is subject to change without notice. Generac Mobile Products reserves the right to change parts at any time. To check whether a revised parts manual is available, contact Generac Mobile Products.

DO NOT MODIFY or use this equipment for any application other than which it was designed for. To keep your equipment fully operational, it is suggested you maintain a stock of commonly used maintenance or service parts. A recommended spare parts list can be found in the back of this manual. To order service parts, please go to www.generacmobileproducts.com or call Generac Mobile Products.



WARNING

Consult Manual. Read and understand manual completely before using product. Failure to completely understand manual and product could result in death or serious injury. (000100a)

WARNING

Environmental Hazard. Always recycle batteries at an official recycling center in accordance with all local laws and regulations. Failure to do so could result in environmental damage, death, or serious injury. (000228)

GENERAC MOBILE PRODUCTS LLC

215 Power Drive • Berlin, WI 54923 U.S.A.

Phone: 920-361-4442

FAX: 920-361-4416

Toll Free: 1-800-926-9768

www.generacmobileproducts.com

For technical or parts QUESTIONS, contact Generac Mobile Products Technical Service at 1-800-926-9768.

Engine Make: _____

Engine Serial Number: _____

Engine Model Number: _____

This Page Intentionally Left Blank

Table of Contents

Introduction	iii
General Information	1
Unit Decals - Exterior	2
Unit Decals - Interior	4
Unit Decals - Control Panel	6
Unit Decals - Connection Panel	8
Enclosure Panels	10
Roof and Doors to Unit	12
Enclosure Frame Assembly	14
Front Enclosure Assembly	16
Door Assembly - Controls - Top and Bottom	18
Door Assembly - Rear Left	20
Door Assembly - Rear	22
Door Assembly - Front Left	24
Door Assembly - Front Right	26
Fuel Panel Assembly	28
Alternative Fuel Panel Assembly (if Equipped)	30
Receptacle / E-stop Panel Assembly	32
Receptacle Panel Assembly	34
Control Panel Door Assembly	36
Control Panel Assembly (1 of 2)	38
Control Panel Assembly (2 of 2)	40
Breaker/Lug Box Assembly	42
Breaker and Lug Assembly	44
Air Filter Assembly	46
Cooling System Assembly	48
Cooling System Hoses	50
Lift Structure	52
Engine, Radiator and Generator To Unit	54
Engine Block Heater (If Equipped)	56
Engine Assembly	58
Generator Assembly	60
Generator Assembly (V-Flex Option)	62
Link Board Assembly	64
Exhaust & After Treatment Assembly	66
Exhaust Support & DEF Assembly	68
Skid and Fuel Tank Assembly	70
Trailer Assembly	72
Axle Assembly	74
Brake Line Assembly	76
Recommended Spare Parts - Engine and Service Kits	78
Recommended Spare Parts - Electrical and Trailer	80

This Page Intentionally Left Blank

General Information

Products supplied may vary from the illustrations in this parts manual. Parts not shown in the illustration are indicated by a double dash (--) in the item column.

When ordering replacement parts, be prepared to provide the model number, serial number, part number, purchase order number (if required), customer ID, shipping address and desired shipping method.

Note: Illustrated below are the unit identification tag and the VIN tag. These tags contain the model number, serial number, vehicle identification number (VIN) and tire loading information.

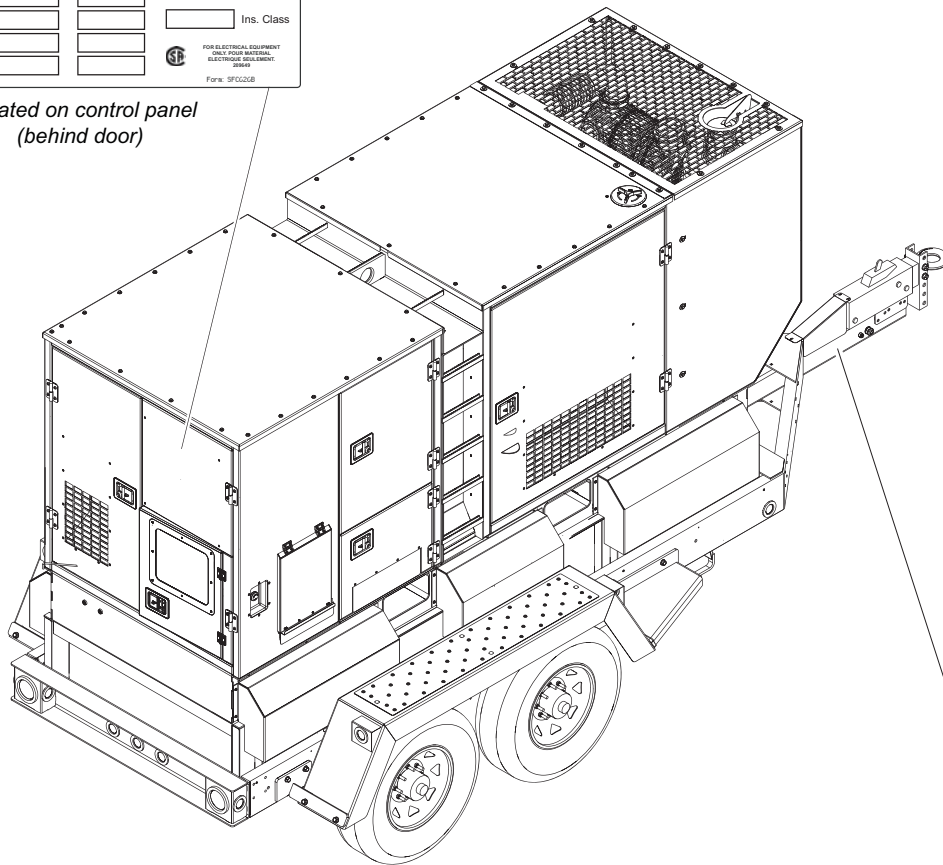
UNIT ID Tag

Manufactured by Magnum Power Products, LLC.,
a subsidiary of Generac Power Systems, Inc.
(920) 361-4442 (800) 926-9768

Country of Origin	Model	Serial Number
Manufacturing Code	Weight (lbs/kg)	RPM/Frequency
1 ph. 1.0PF	3 ph. .8PF	3 ph. 1.0PF
KW		
KVA		
V		
A		
		Rating
		Ins. Class

FOR ELECTRICAL EQUIPMENT ONLY - FOUR BATTERIES ELECTRICAL REGULATOR - 5000VA
Form: SP0202B

Located on control panel
(behind door)



VIN Tag

MANUFACTURED BY/FABRIQUE PAR: Magnum Power Products LLC		DATE: 00/0000
GVWR/PNBV: 000KG (0000LBS)		COLD INF. PRESS./ PRES.: 0E
GAWR / PNBE	TIRE / PNEU	RIM / JANTE
EACH AXLE		GONF A FROID - KPA(PSI/LPC) SGL / DUAL
THIS VEHICLE CONFORMS TO ALL APPLICABLE STANDARDS PRESCRIBED UNDER THE U.S. FEDERAL MOTOR VEHICLE SAFETY STANDARDS(FMVSS) AND CANADIAN MOTOR VEHICLE SAFETY REGULATIONS IN EFFECT ON THE DATE OF MANUFACTURE.		
CE VEHICULE EST CONFORME A TOUTES LES NORMES QUI LUI SONT APPLICABLES EN VERTU DU REGLEMENT SUR LA SECURITE DES VEHICULES AUTOMOBILES DU CANADA EN VIGUEUR A LA DATE SA FABRICATION.		
VIN/J.N.I.V.: 000000000000000000		MODEL: XXX000
		TYPE: TRAILER

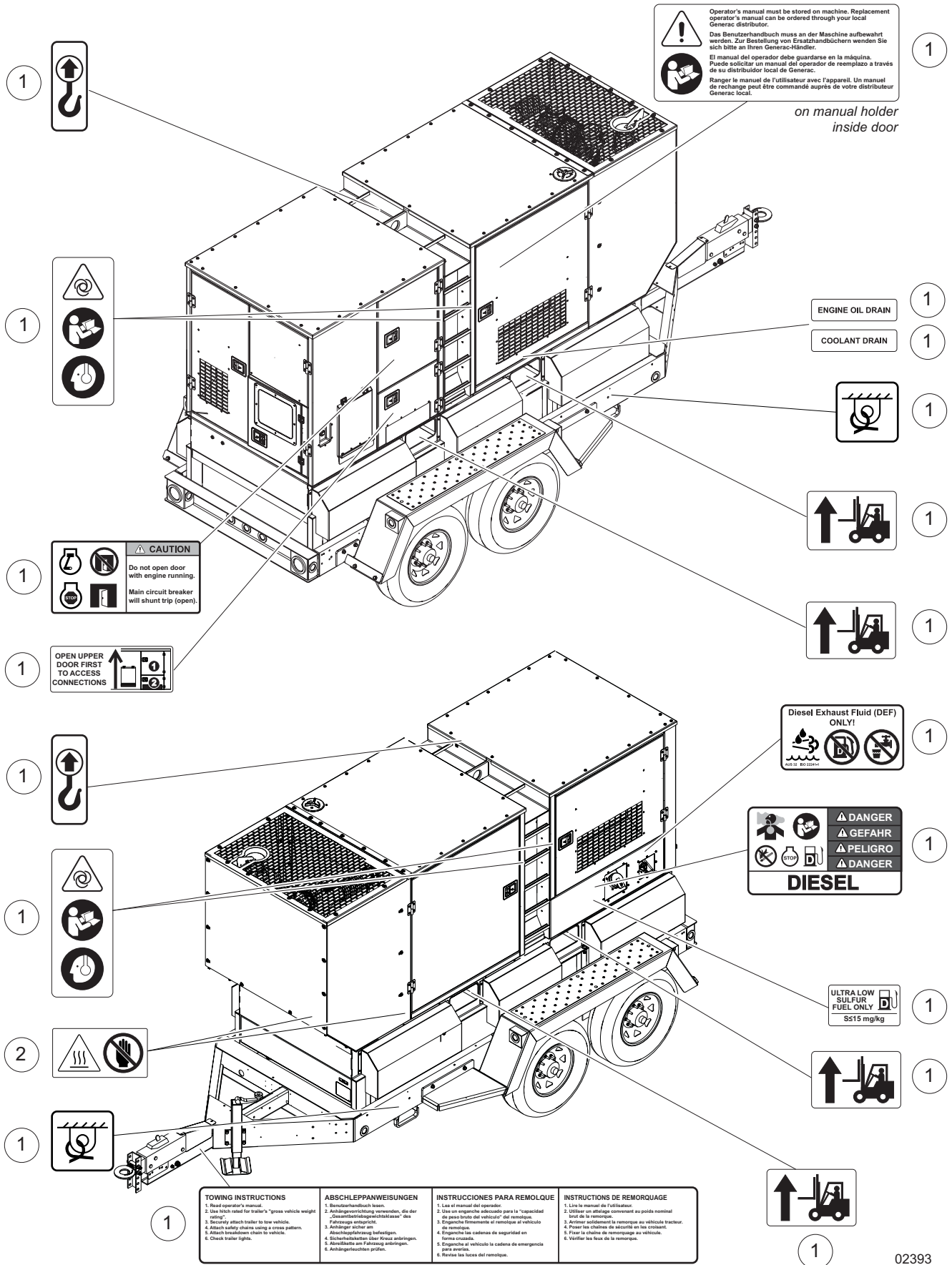
TIRE AND LOADING INFORMATION
RENSEIGNEMENTS SUR LES PNEUS ET LE CHARGEMENT

The weight of cargo should never exceed 0000KG (0000LBS)
Le poids du chargement ne doit jamais dépasser 0000KG (0000LBS)

SEE OWNERS MANUAL FOR ADDITIONAL INFORMATION
VOIR LE MANUEL DE L'USAGER POUR PLUS DE RENSEIGNEMENTS

02392

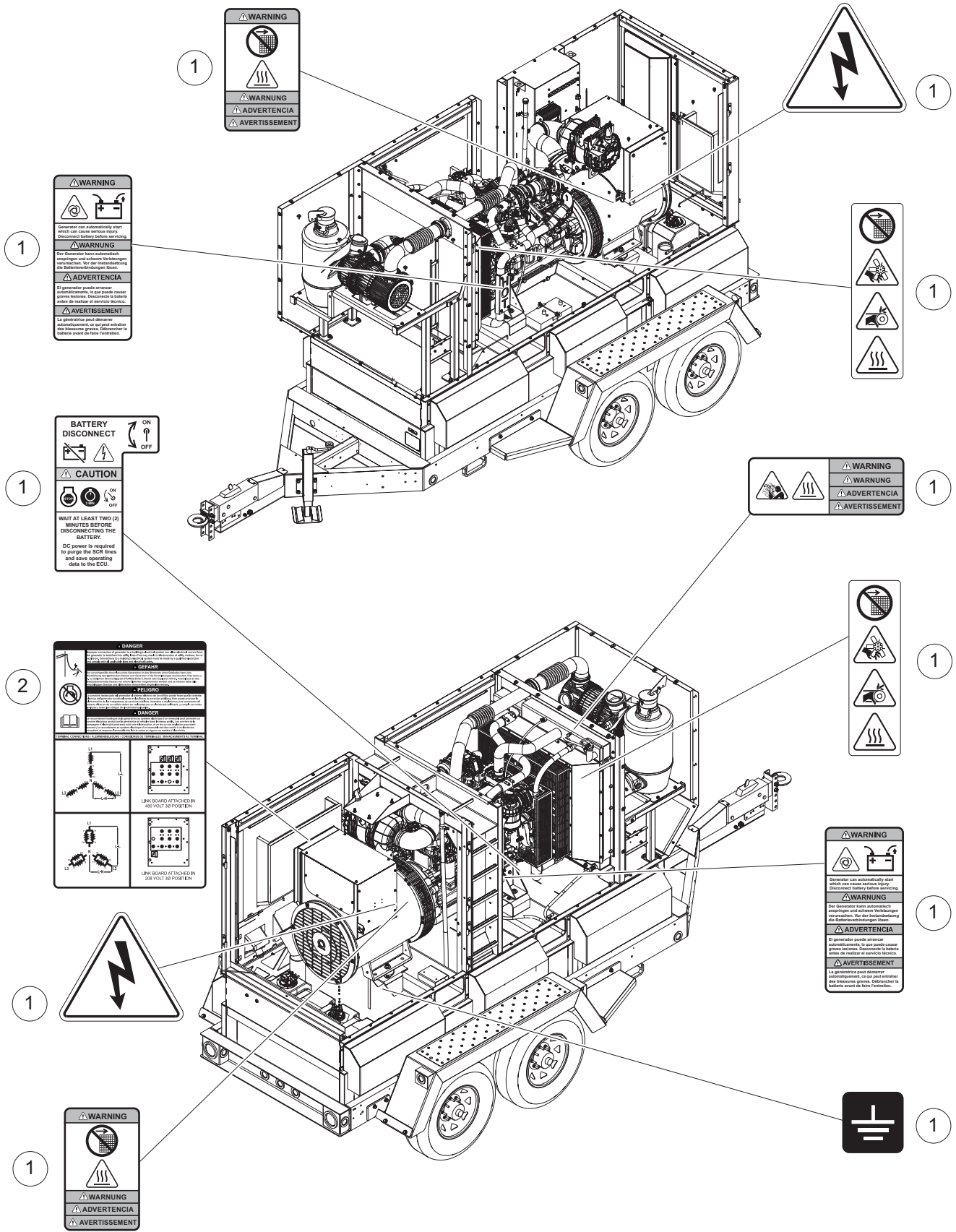
UNIT DECALS - EXTERIOR



UNIT DECALS - EXTERIOR

Item	Part No.	Qty	Description	Notes
1	51551	1	Decal set, safety	
2	51552	2	Decal, high temp warning	

UNIT DECALS - INTERIOR

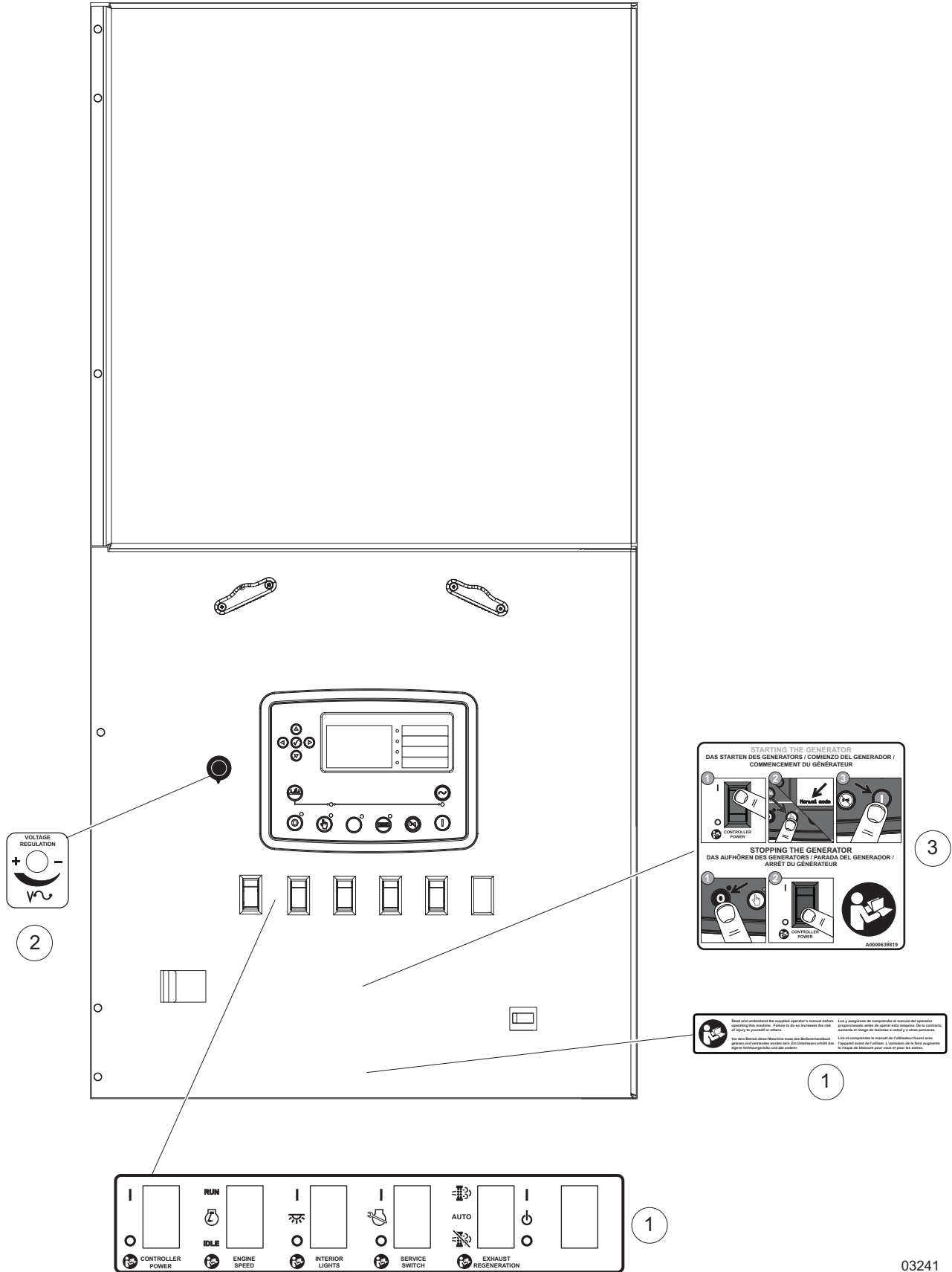


02394

UNIT DECALS - INTERIOR

Item	Part No.	Qty	Description	Notes
1	51551	1	Decal set, safety	
2	21495	1	Decal, reconnect link board	

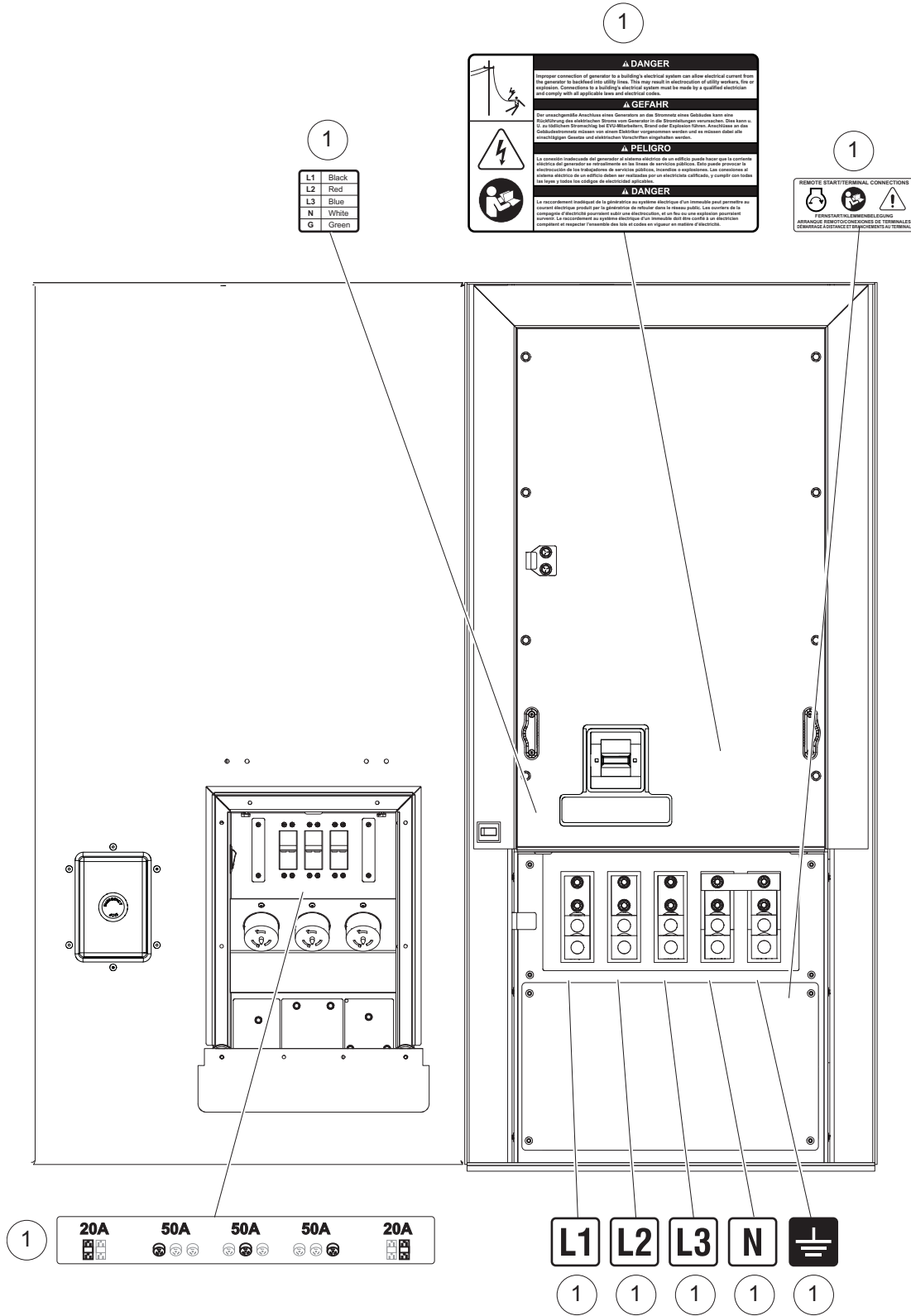
UNIT DECALS - CONTROL PANEL



UNIT DECALS - CONTROL PANEL

Item	Part No.	Qty	Description	Notes
1	51550	1	Decal set, controls	
2	A0000192567	1	Decal, voltage regulator	optional
3	A0000639819	1	Decal, controller operation	

UNIT DECALS - CONNECTION PANEL

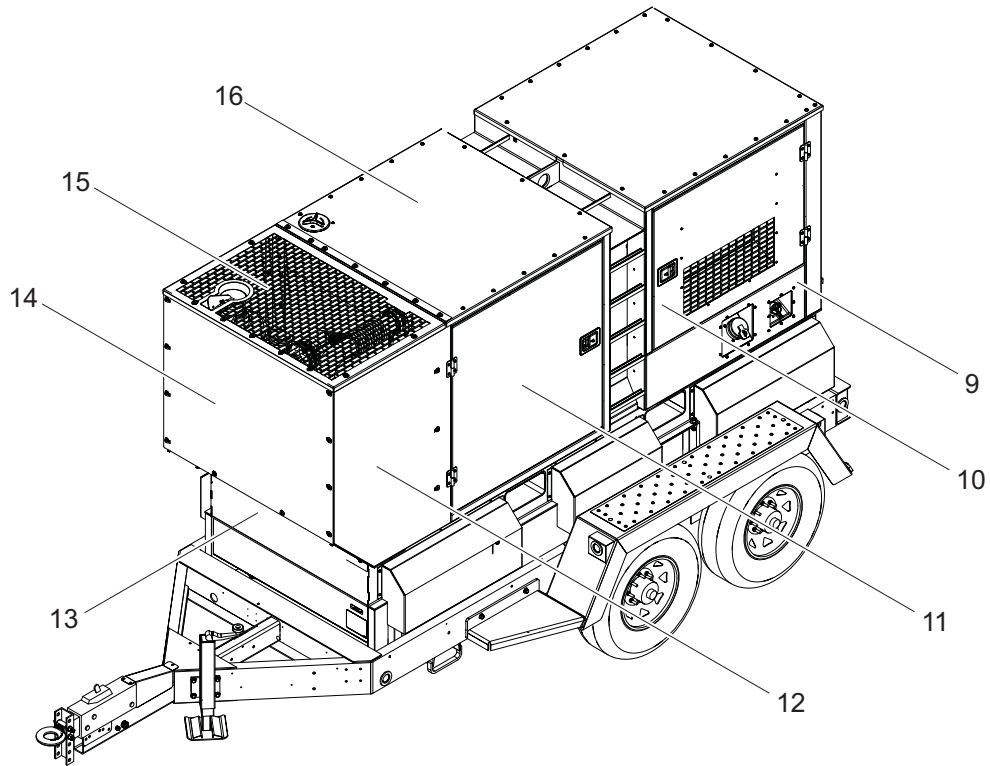
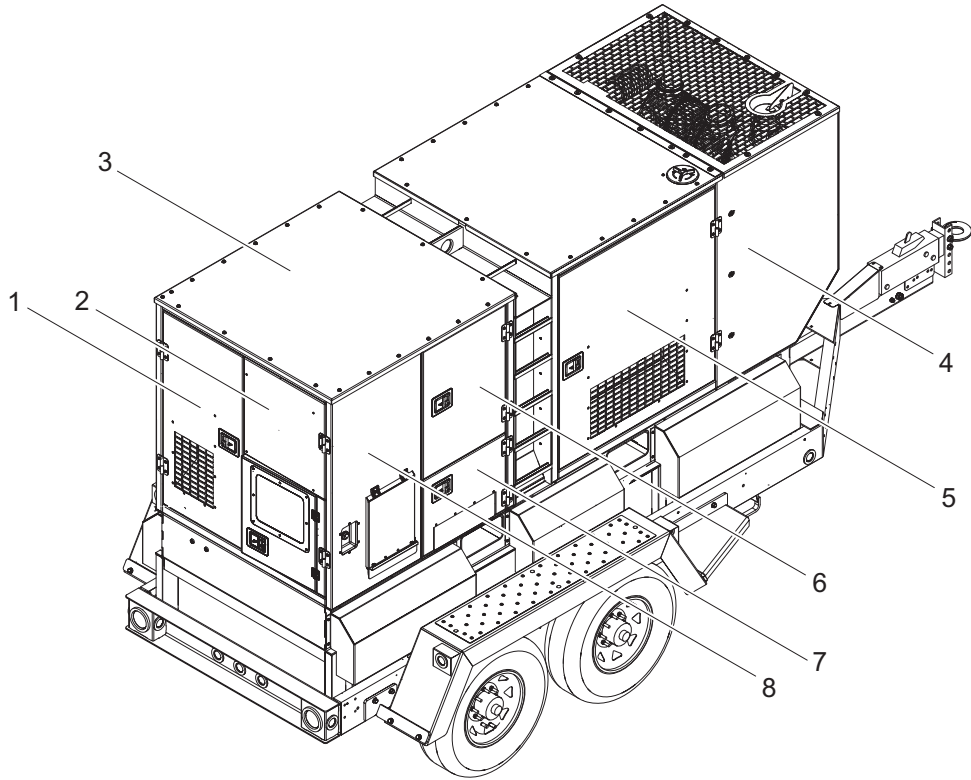


02396

UNIT DECALS - CONNECTION PANEL

Item	Part No.	Qty	Description	Notes
1	51551	1	Decal set, safety	

ENCLOSURE PANELS

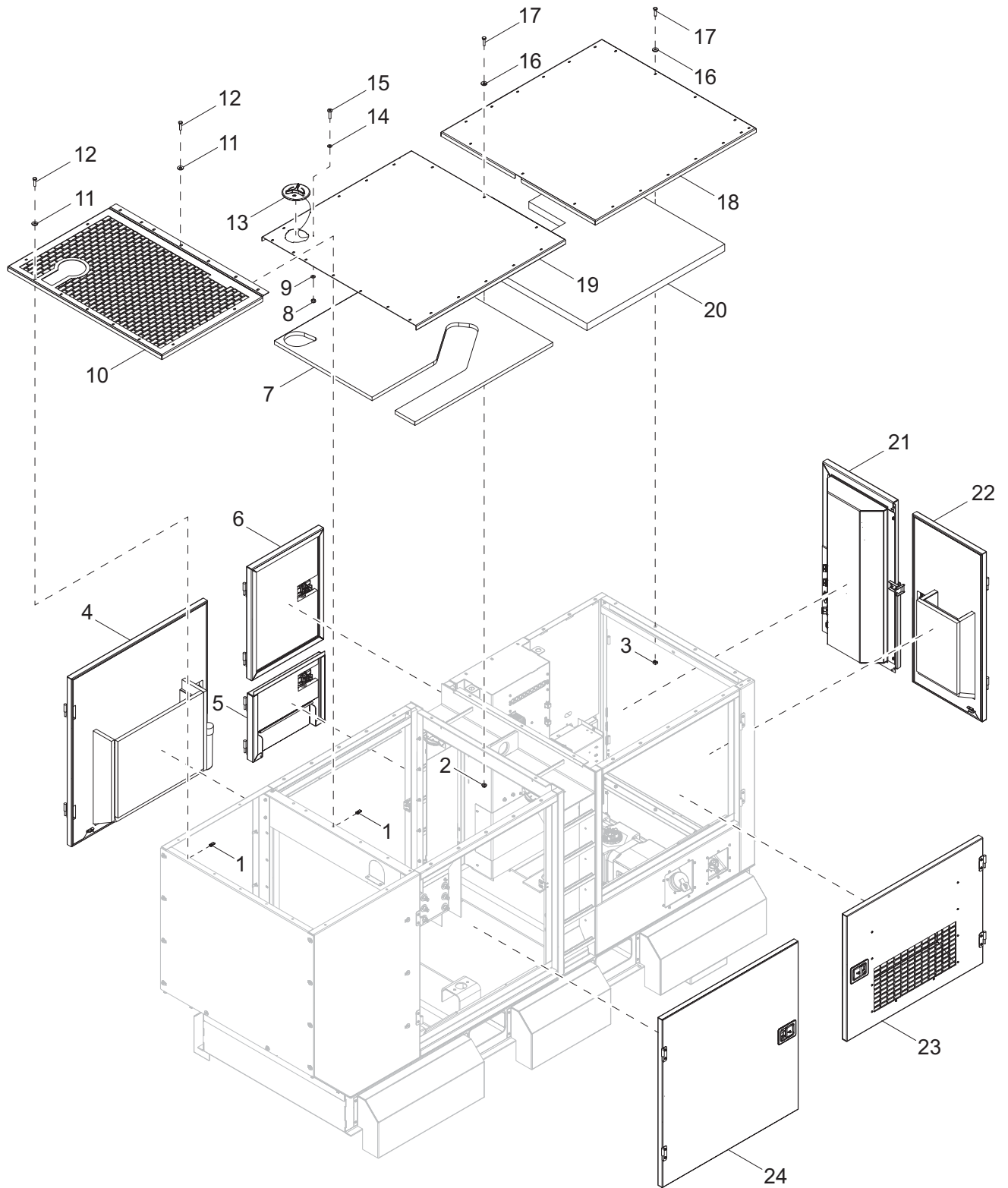


02397

ENCLOSURE PANELS

Item	Part No.	Qty	Description	Notes
1	10000023516	1	Assembly, rear door	Page 22
2	A0000908320	1	Assembly, controls door	Page 36
3	10000018574	1	Panel, top plate - back	Page 12
4	10000023551	1	Assembly, front panel - right	Page 16
5	10000023613	1	Assembly, front door - right	Page 26
6	10000017429	1	Assembly, control door - top	Page 18
7	10000017467	1	Assembly, control door - bottom	Page 18
8	10000023543	1	Assembly, receptacle / e-stop panel	Page 32
9	10000023506	1	Assembly, fuel panel	Page 28
10	10000023561	1	Assembly, rear door - left	Page 20
11	10000023507	1	Assembly, front door - left	Page 24
12	10000023525	1	Assembly, front panel - left	Page 16
13	10000023508	1	Assembly, front access panel	Page 16
14	10000023519	1	Assembly, front panel	Page 16
15	10000019010	1	Panel, roof - fwd	Page 12
16	10000018537	1	Panel, top cover - front	Page 12

ROOF AND DOORS TO UNIT

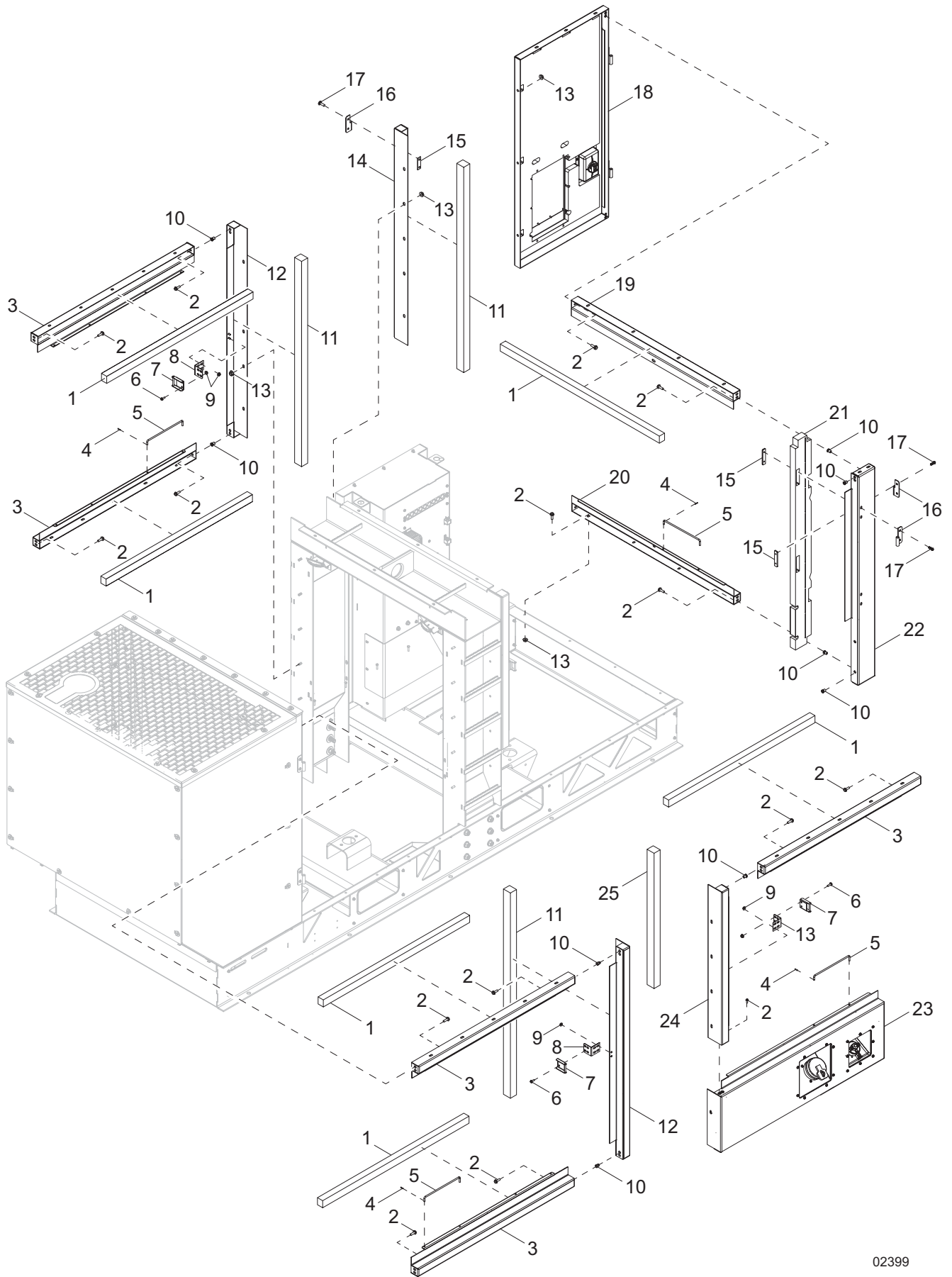


02398

ROOF AND DOORS TO UNIT

Item	Part No.	Qty	Description	Notes
1	60505	16	Nut, .312-18 u-clip - long type	
2	60161	6	Nut, .250-20 serrated flange, G5	
3	15424	27	Nut, .250-20 cage, G5	
4	10000023613	1	Assembly, front door - curbside	
5	10000017475	1	Assembly, control door - bottom	
6	10000017429	1	Assembly, control door - top	
7	10000023526	1	Foam, front roof panel	
8	60061	1	Nut, 10-32 nylock	
9	60067	1	Washer, #10 flat	
10	10000019010	1	Panel, front roof	
11	60452	1	Washer, .312 flat - bonded rubber	
12	60507	12	Screw, .312-18 x 1.00 standard hex - SS	
13	0C2634ASRV	1	Cover, radiator access	
14	61222	1	Washer, #10 sealing	
15	60398	1	Screw, 10-32 x .500 pan Phillips	
16	10000024181	33	Washer, sealing .275ID 1.00 OD	
17	60620	33	Screw, .250-20 x 1.00 standard hex - SS	
18	10000018574	1	Panel, roof - rear	
19	10000018537	1	Panel, roof - forward	
20	10000017494	1	Foam, top back	
21	10000017497	1	Assembly, controls door	
22	10000023516	1	Assembly, door back - left	
23	10000023561	1	Assembly, door rear- left	
24	10000023507	1	Assembly, door front - left	

ENCLOSURE FRAME ASSEMBLY

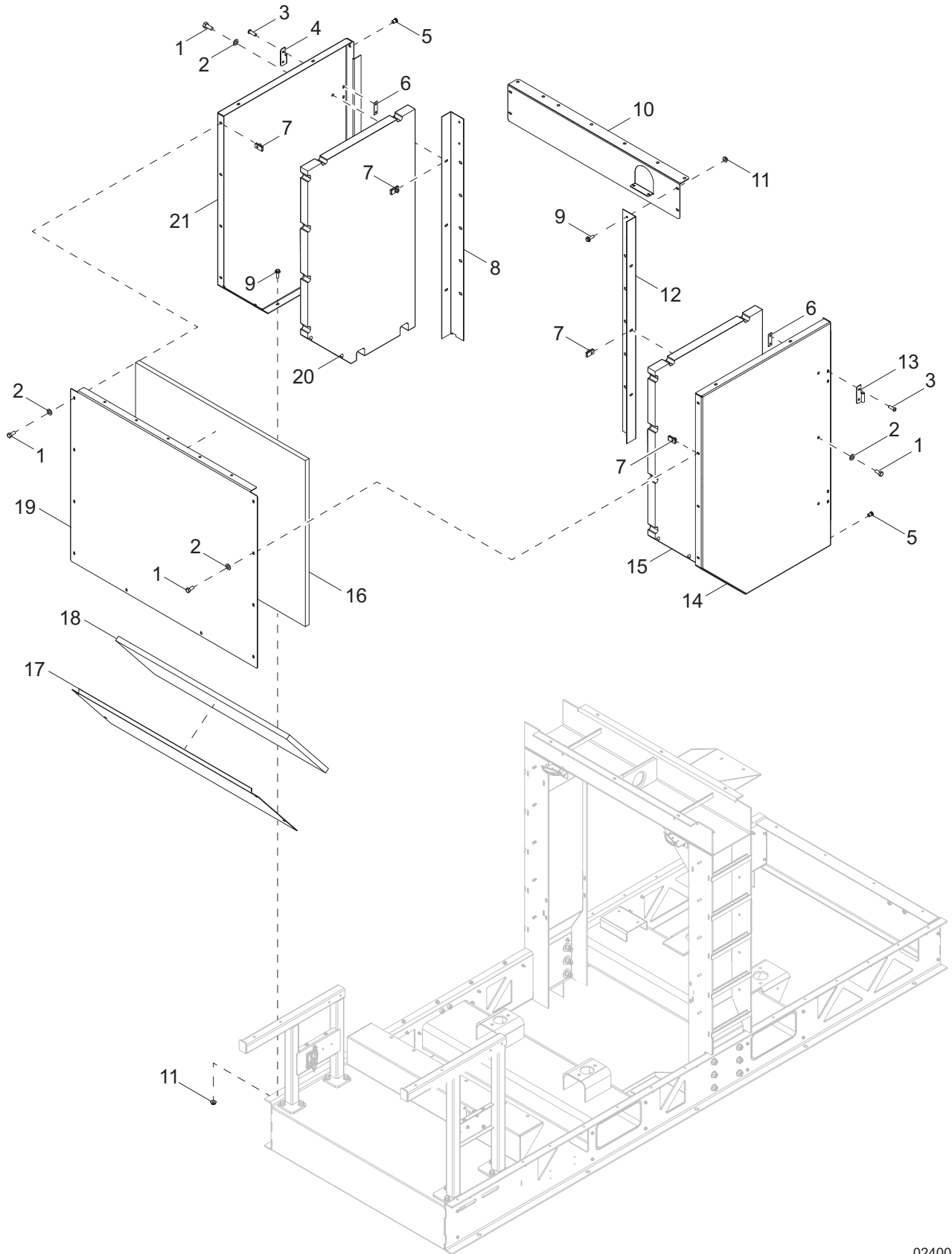


02399

ENCLOSURE FRAME ASSEMBLY

Item	Part No.	Qty	Description	Notes
1	10000023535	6	Foam, spacer panel	
2	60616	58	Screw, .312-18 x 1.25 serrated flange hex	
3	10000018547	5	Support, top - long	
4	60048	4	Pin, roll .125 x .625	
5	18900ZC	4	Rod, door prop	
6	63358	6	Screw, .250-20 x .625 hex	
7	10000013494	3	Weldment, striker	
8	10000013491	3	Striker, side angle	
9	60161	12	Nut, .250-20 serrated flange, G5	
10	63097	16	Insert, threaded .312-18 hex .027-.150 grip	
11	10000023563	2	Foam, door side frame	
12	10000019388	1	Panel frame, side	
13	60175	6	Screw, .250-20 x .500 serrated flange hex, G5	
14	10000020211	1	Upright, breaker door	
15	10000011935	12	Plate, hinge back - threaded	
16	18460B	6	Hinge, left (female)	
17	63346	12	Screw, .312-18 x 1.00 Scytrx- SS	
18	10000023543	1	Assembly, receptacle / E-stop panel	
19	10000019398	1	Panel frame, top - rear	
20	10000019441	1	Panel frame, bottom - rear	
21	10000023571	1	Foam, rear panel - left	
22	10000018580	1	Panel, rear - left	
23	10000023506	1	Assembly, panel - left rear	
24	10000018527	1	Panel frame, top - small	
25	10000023564	1	Foam, door frame panel	

FRONT ENCLOSURE ASSEMBLY

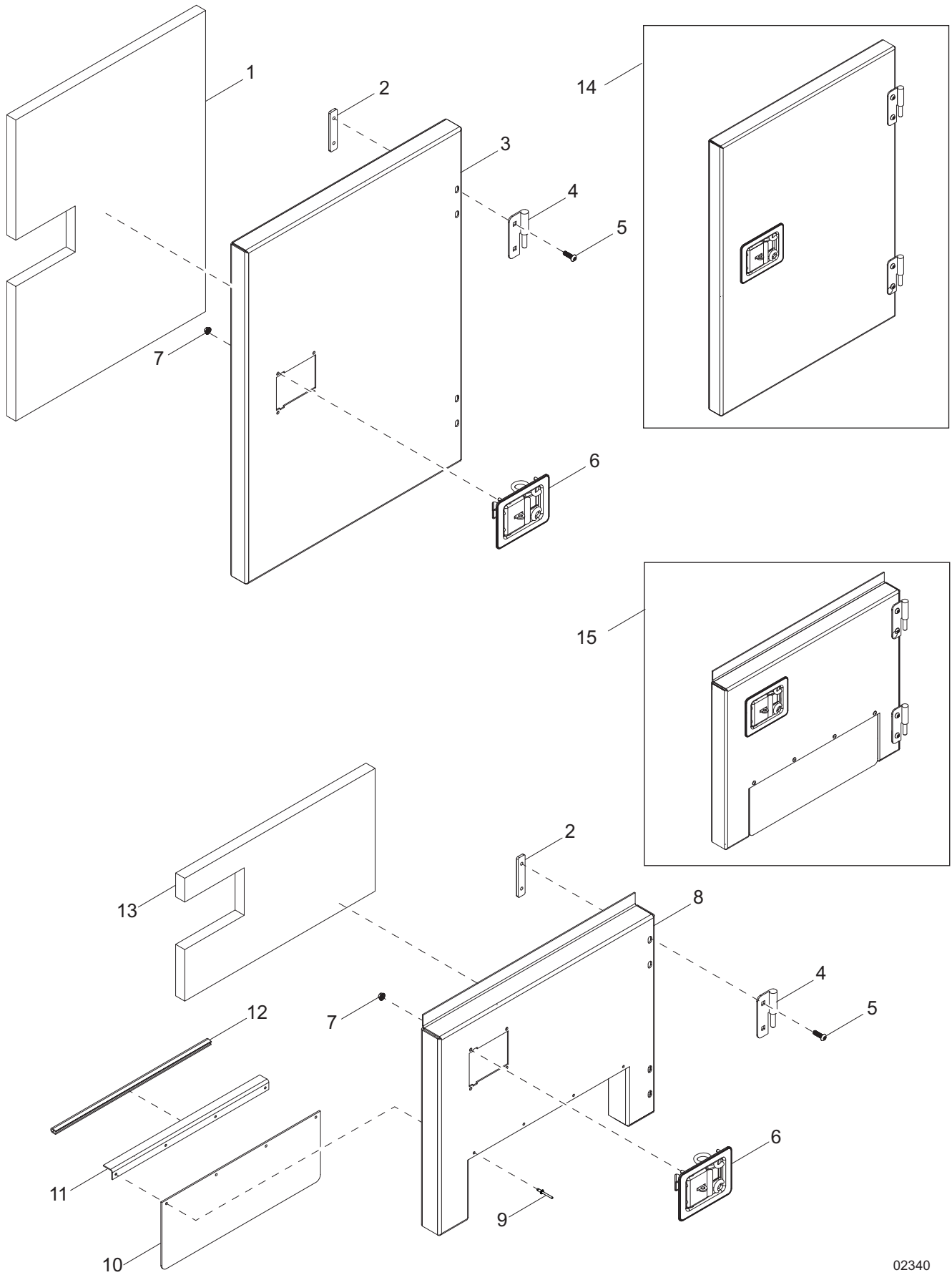


02400

FRONT ENCLOSURE ASSEMBLY

Item	Part No.	Qty	Description	Notes
1	60507	16	Screw, .312-18 x 1.00 standard hex - SS	
2	60452	16	Washer, .312 flat w/bonded rubber - SS	
3	63346	8	Screw, .312-18 x 1.00 Scytrx - SS	
4	18460B	2	Hinge, left (female)	
5	63097	8	Insert, threaded .312-18 hex .027-.150 grip	
6	36672ZC	4	Plate, hinge back - threaded	
7	60505	16	Nut, .312-18 u-clip - long type	
8	1000020195	1	Panel, bulkhead - right	
9	60616	4	Screw, .312 x .750 serrated flange hex, G5	
10	10000018539	1	Panel, bulkhead - top	
11	60095	4	Nut, .312-18 serrated flange	
12	10000020213	1	Panel, bulkhead - left	
13	18462B	2	Hinge, right (female)	
14	10000018991	1	Panel, front - left	
15	10000024713	1	Foam, front panel - left	
16	10000023553	1	Foam, front panel,	
17	10000018934	1	Panel, access	
18	10000017580	1	Insulation, heat skid - front	
19	10000018974	1	Panel, front	
20	10000024543	1	Foam, front panel - right	
21	10000018973	1	Panel, front - right	

DOOR ASSEMBLY - CONTROLS - TOP AND BOTTOM

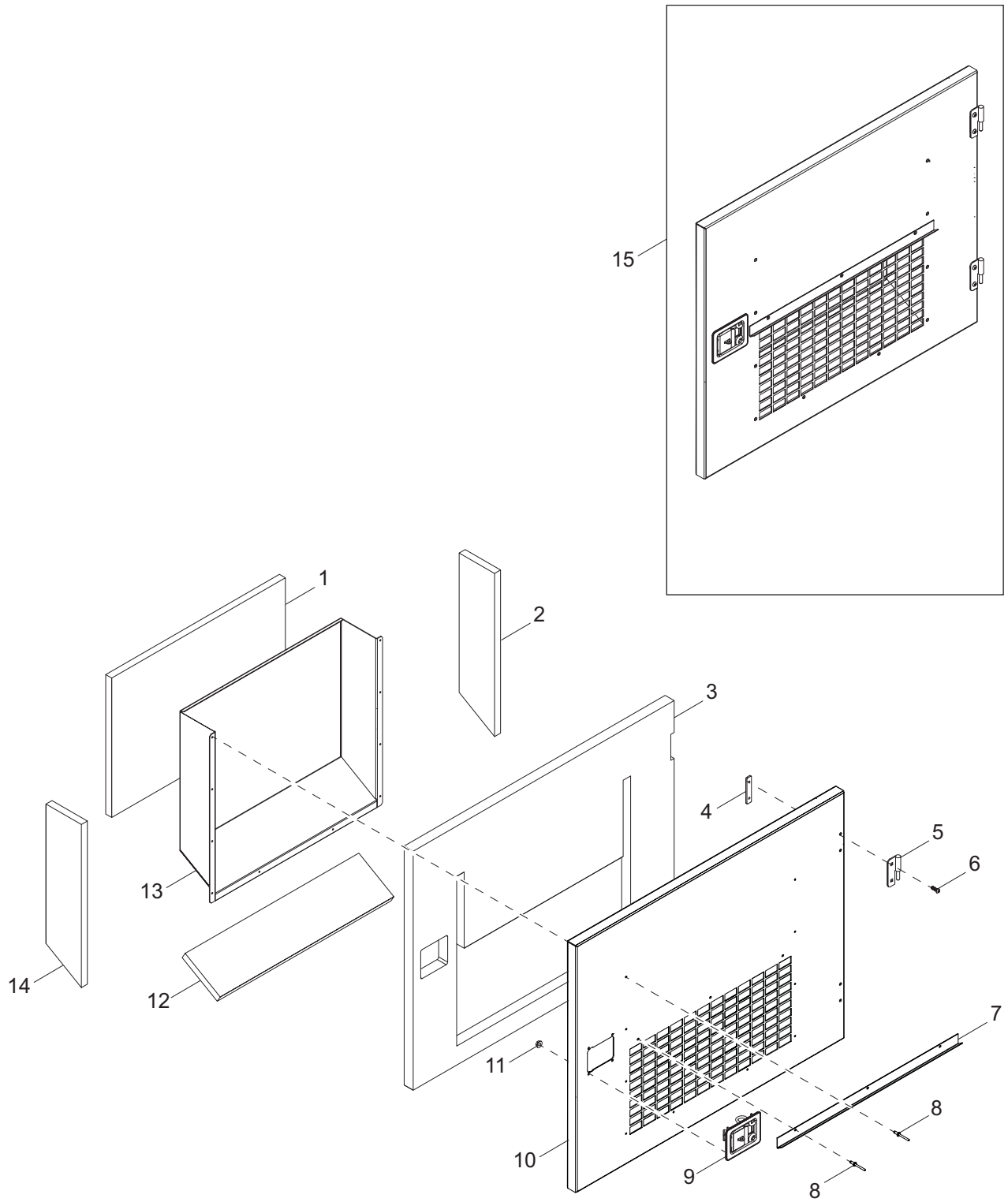


02340

DOOR ASSEMBLY - CONTROLS - TOP AND BOTTOM

Item	Part No.	Qty	Description	Notes
1	10000017399	1	Foam, controls door	
2	10000011935	4	Plate, hinge back - threaded	
3	54024W	1	Door, controls - top	
4	18461B	4	Hinge, left - male	
5	63346	8	Screw, .312-18 x 1.00 Scytrx - SS	
6	54777	2	Latch, paddle slam - black	
7	60036	8	Nut, M6-1.00 serrated flange, G8.8	
8	54026W	1	Door, controls - bottom	
9	60268	4	Rivet, .188 diameter x .126 to .250 grip	
10	54027	1	Flap	
11	54028W	1	Bracket, door flap	
12	56326	1	Guard, edge	
13	10000017493	1	Foam, lower control door	
14	10000017429	1	Assembly, control door - top	Items 1-7
15	10000017467	1	Assembly, control door - bottom	Items 2, 4-13

DOOR ASSEMBLY - REAR LEFT

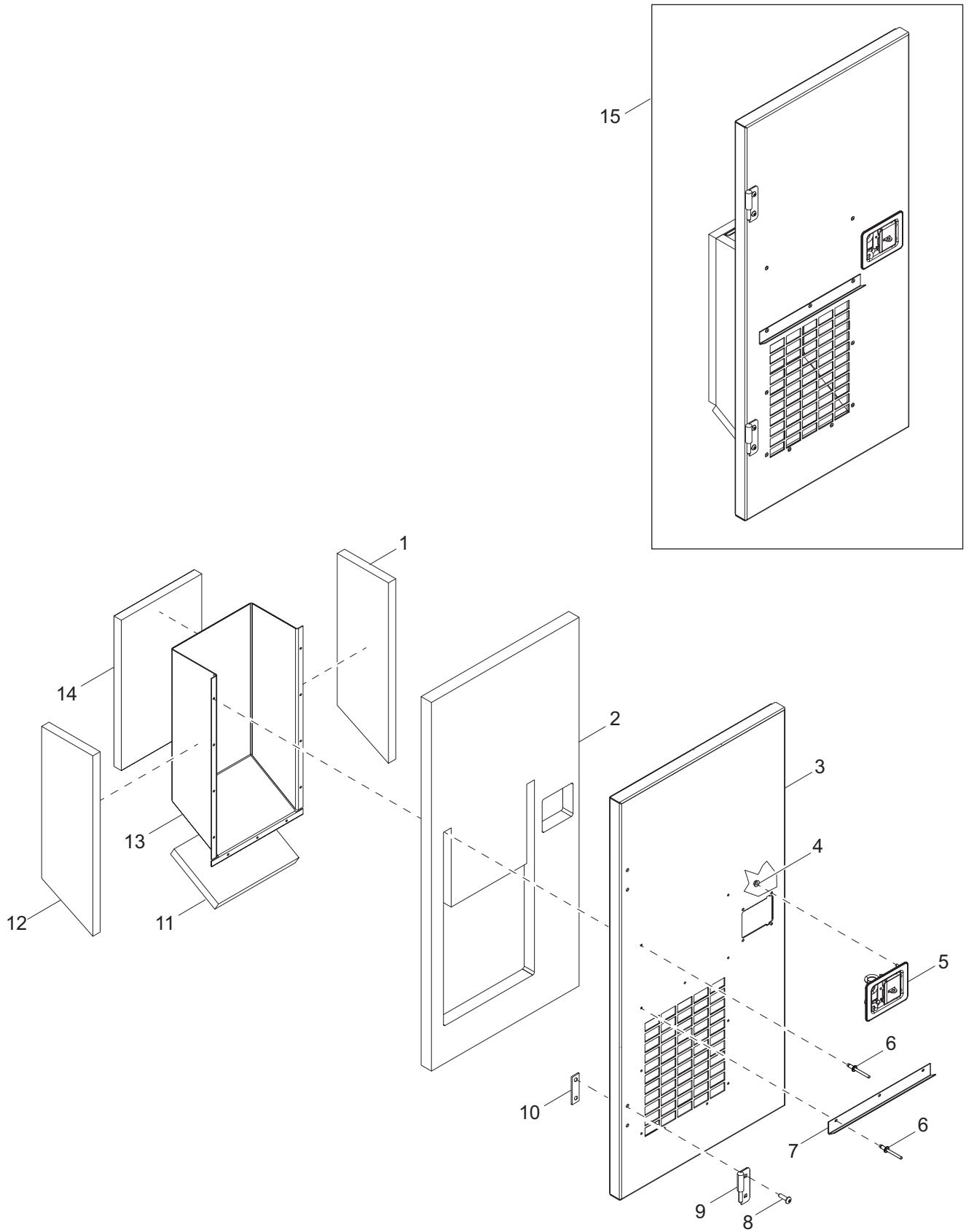


02401

DOOR ASSEMBLY - REAR LEFT

Item	Part No.	Qty	Description	Notes
1	10000023601	1	Foam, vent back	
2	10000023586	1	Foam, vent side	
3	10000023591	1	Foam, rear door - left	
4	10000011935	2	Plate, hinge back - threaded	
5	18461B	2	Hinge, left - male	
6	63346	4	Screw, .312-18 x 1.00 Scytrx - SS	
7	10000023596	1	Rain gutter, large door	
8	60268	13	Rivet, .188 x .126 to .250 grip - SS	
9	54777	1	Latch, paddle slam - black	
10	10000018526	1	Panel, rear door - left	
11	60036	4	Nut, M6-1.00 serrated flange, G8.8	
12	10000023610	1	Foam, vent bottom	
13	10000018538	1	Vent, rear - left	
14	10000023567	1	Foam, vent side	
15	10000023561	1	Assembly, rear door - left	

DOOR ASSEMBLY - REAR



02402

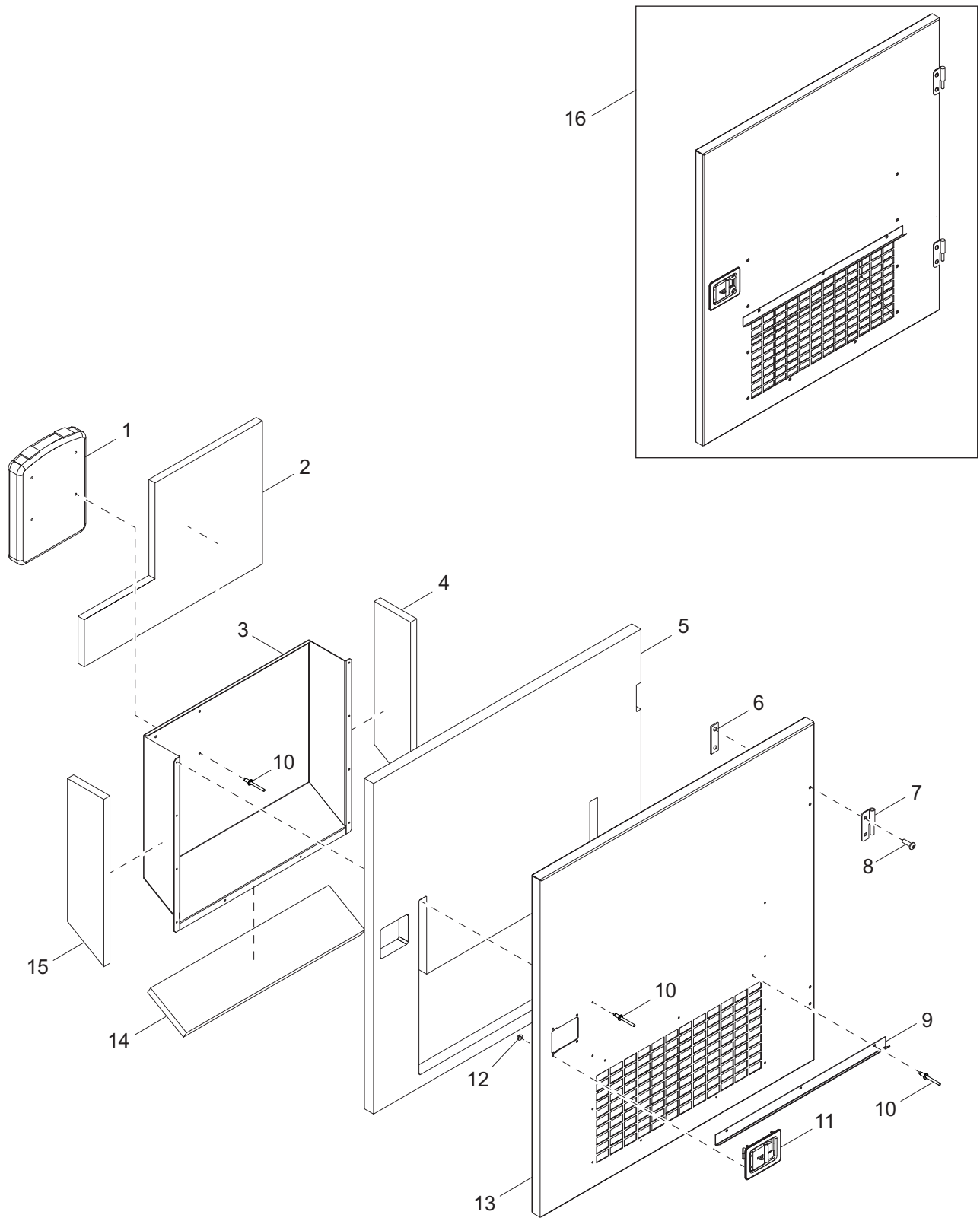
DOOR ASSEMBLY - REAR

Item	Part No.	Qty	Description	Notes
1	10000023586	1	Foam, vent side	
2	10000024587	1	Foam, rear access door	
3	10000018553	1	Panel, rear access door	
4	60036	4	Nut, M6-1.00 serrated flange, G8.8	
5	54777	1	Latch, paddle slam - black	
6	60268	11	Rivet, .188 x .163 to .250 grip - SS	
7	10000023616	1	Rain gutter, small door	
8	63346	4	Screw, .312-18 x 1.00 Scytrx - SS	
9	18459B	2	Hinge, right - male	
10	10000011935	2	Plate, hinge back - threaded	
11	10000023588	1	Foam, vent - bottom	
12	10000023567	1	Foam, vent - left	
13	10000018555	1	Panel, vent - rear door	
14	10000023611	1	Foam, vent - back	
15	10000023516	1	Assembly, rear access door	

DOOR ASSEMBLY - FRONT LEFT

Item	Part No.	Qty	Description	Notes
1	10000023589	1	Foam, front door - left	
2	10000018525	1	Panel, front door - left	
3	60036	4	Nut, M6-1.00 serrated flange, G8.8	
4	54777	1	Latch, paddle slam - black	
5	63346	4	Screw, .312-18 x 1.0 Scytrx - SS	
6	18459B	2	Hinge, right (male)	
7	36672ZC	2	Plate, hinge back - threaded	
8	10000023507	1	Assembly, front door - left	

DOOR ASSEMBLY - FRONT RIGHT

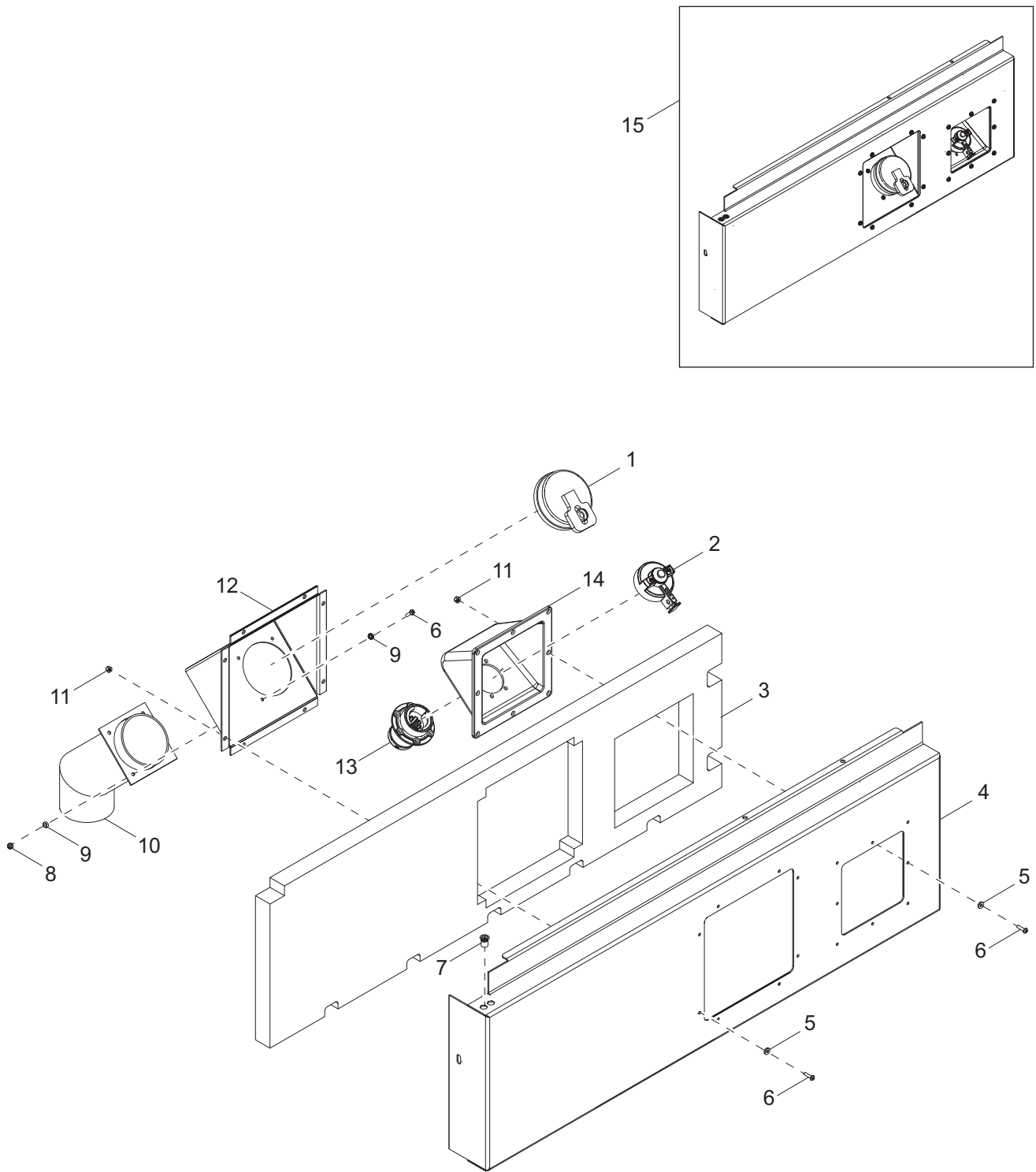


02404

DOOR ASSEMBLY - FRONT RIGHT

Item	Part No.	Qty	Description	Notes
1	24540	1	Holder, manual - plastic	
2	10000023352	1	Foam, vent back	
3	10000018538	1	Panel, rear vent - right	
4	10000023586	1	Foam, vent side	
5	10000023568	1	Foam, side door - right	
6	36672ZC	2	Plate, hinge back - threaded	
7	18461B	2	Hinge, left - male	
8	63346	4	Screw, .312-18 x 1.0 Scytrx - SS	
9	10000023596	1	Rain gutter, large door	
10	60268	17	Rivet, .188 diameter x .126 to .250 grip - SS	
11	54777	1	Latch, paddle slam - black	
12	60036	4	Nut, M6-1.00 serrated flange, G8.8	
13	10000018548	1	Panel, front - right	
14	10000023610	1	Foam, vent bottom	
15	10000023567		Foam, vent side	
16	10000023613	1	Assembly, front door - right	

FUEL PANEL ASSEMBLY

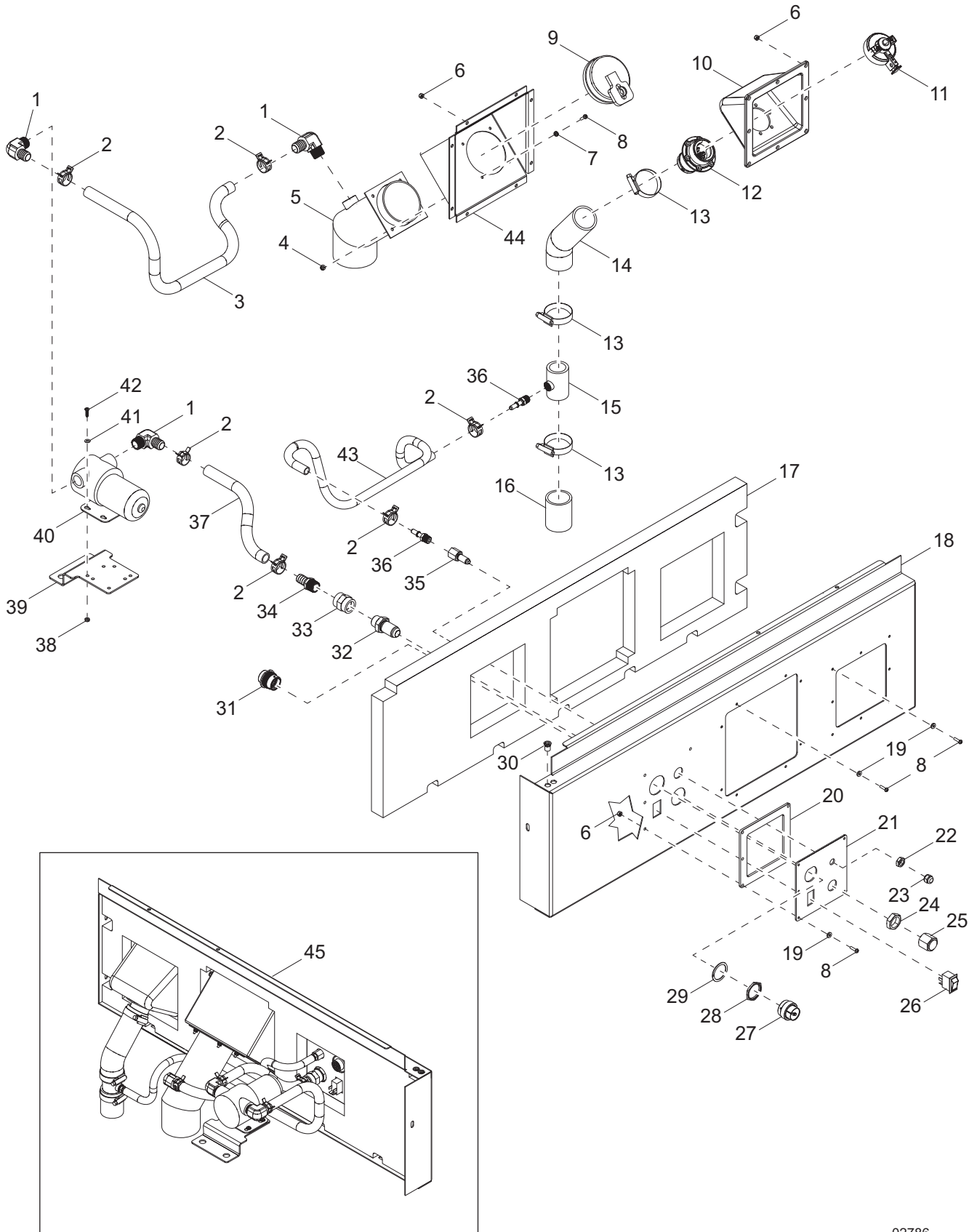


02405

FUEL PANEL ASSEMBLY

Item	Part No.	Qty	Description	Notes
1	55104	1	Cap, fuel fill 3.50 - green	
2	54005	1	Cap, DEF fill	
3	10000023612	1	Foam, fill panel	
4	10000018554	1	Panel, rear - left	
5	61222	16	Washer, #10 sealing	
6	61180	20	Screw, 10-32 x .750 pan Phillips	
7	63097	8	Insert, threaded .313-18 hex .027-.150 grip	
8	60061	4	Nut, 10-32 nylock	
9	60067	8	Washer, #10 flat - SS	
10	23710B	1	Weldment, 3.50 fuel fill neck	
11	61045	16	Nut, 10-32 serrated flange	
12	23697B	1	Panel, fuel inlet	
13	54006	1	Adapter, DEF fill	
14	54007	1	Assembly, fluid guard	
15	10000023506	1	Assembly, rear panel - left	
--	23830	1	Insert, plastic	
--	10000024324	1	Hose, DEF	

ALTERNATIVE FUEL PANEL ASSEMBLY (IF EQUIPPED)

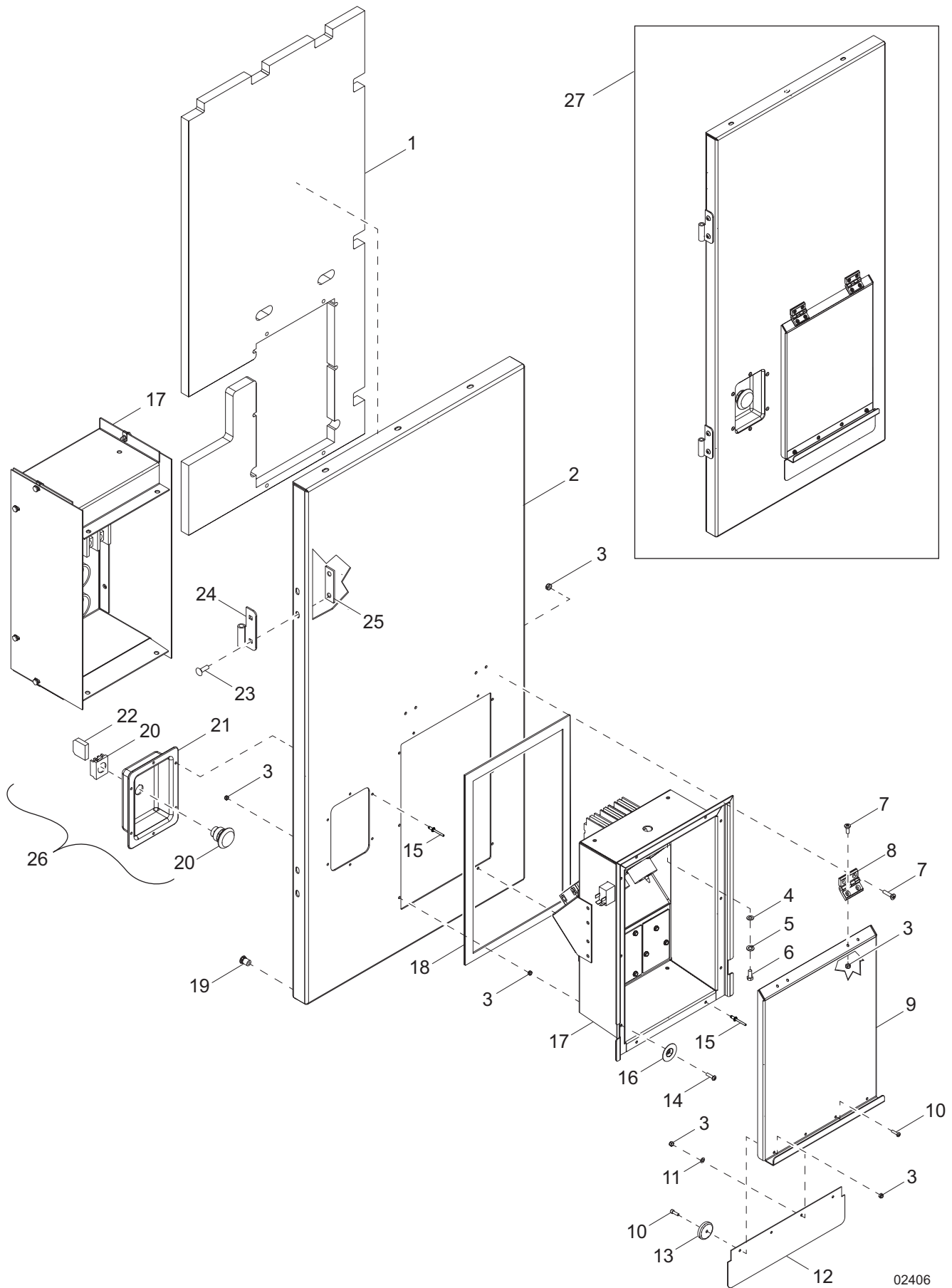


02786

ALTERNATIVE FUEL PANEL ASSEMBLY (IF EQUIPPED)

Item	Part No.	Qty	Description	Notes
1	27673	3	Fitting, 90° .750MNPT x .750 barb - brass	
2	10000037182	6	Clamp, hose - spring type CTB-27ST	
3	50332	2.0 ft	Hose, fuel .750 ID 35 PSI SAE 30R7	
4	60061	4	Nut, 10-32 nylock	
5	10000034515	1	Weldment, 4.00 fuel fill neck	
6	61045	21	Nut, 10-32 serrated flange	
7	60067	8	Washer, #10 flat - SS	
8	61180	25	Screw, 10-32 x .750 pan Phillips	
9	55104	1	Cap, fuel fill 3.50 - green	
10	54007	1	Assembly, fluid guard	
11	54005	1	Cap, DEF fill	
12	54006	1	Adapter, DEF fill	
13	60316	3	Clamp, hose SAE 032 (1.56 -2.50)	
14	10000035477	1	Hose, DEF fill, top	
15	10000034623	1	Weldment, tap sleeve 2.0 OD - SS	
16	10000035506	1	Hose, DEF fil - bottom	
17	A0000908303	1	Foam, fill panel	
18	10000034483	1	Panel, RS rear	
19	61222	21	Washer, #10 sealing	
20	10000041841	1	Gasket, rubber seal	
21	10000034440	1	Plate, external fuel and DEF tanks	
22	10000034637	1	Nut, lock .625-18 - SS	
23	10000035057	1	Fitting, cap nut .562-18 - SS	
24	10000034673	1	Nut, 1.125-12 lock	
25	10000035077	1	Fitting, cap nut 1.0625-12	
26	66995	1	Switch, rocker DPST on-off	
27	10000034701	1	Cap, dust	
28	10000034643	1	Nut, panel size 18	
29	10000034656	1	Washer, lock size 18 - SS	
30	63097	2	Insert, threaded .313-18 hex .028-.150 grip	
31	10000034619	1	Connector, bulkhead	
32	10000034683	1	Fitting, 1.125-12 ML 37° flare - .750-14 MNPT	
33	10000034694	1	Fitting, .750 FNPT x .750 FNPT	
34	30866	1	Fitting, straight .750 MNPT x .750 barb - brass	
35	10000034642	1	Fitting, .625-18 male JIC x .625-18 FNPT - SS	
36	10000034686	2	Fitting, straight .375NPT x .375 barb - SS	
37	50332	1.5 ft	Hose, fuel .750 ID 35 PSI SAE 30R7	
38	60457	4	Nut, 10-24 nylock, G2	
39	10000036076	1	Bracket, fuel pump	
40	10000034664	1	Fuel pump, lift 8 GPM 12V .75 NPT fittings	
41	60237	4	Washer, #10 flat .495/.036	
42	60850	4	Screw, 10-32 x .750 pan Phillips, G2	
43	10000037064	1.5 M	Hose, DEF heated suction	
44	23697B	1	Panel, fuel inlet	
45	A0000529285	1	Assembly, external tanks group	
--	10000035480	2	Bracket, AC/DC converter	
--	10000035271	1	Converter, AC to DC 90-264VAC - 24VDC 40A	
--	A0000908307	1	Harness, aux tank	

RECEPTACLE / E-STOP PANEL ASSEMBLY

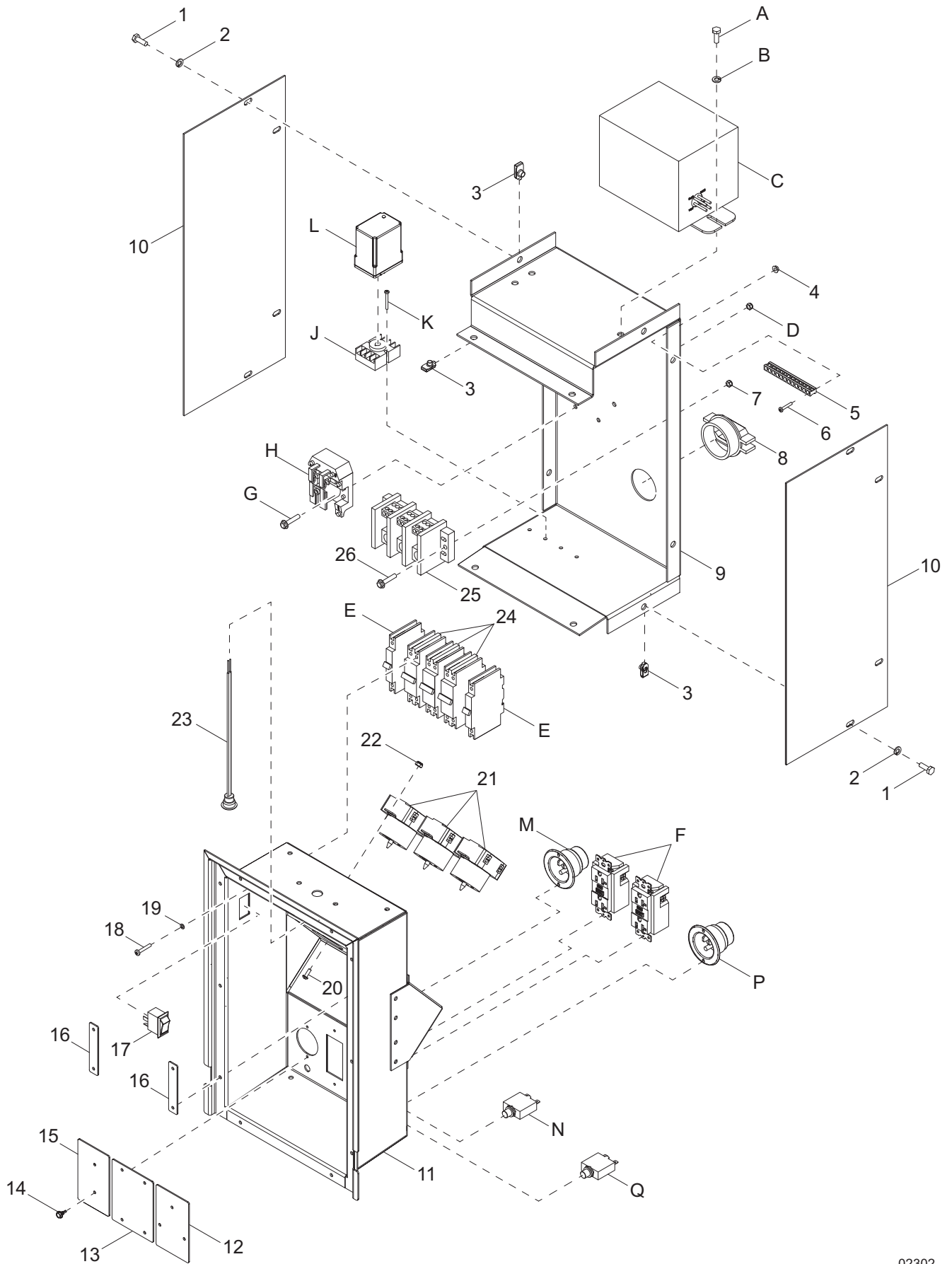


02406

RECEPTACLE / E-STOP PANEL ASSEMBLY

Item	Part No.	Qty	Description	Notes
1	10000023620	1	Foam, receptacle/E-stop panel	
2	10000020129	1	Panel, receptacle/E-stop	
3	60061	16	Nut, 10-32 nylock	
4	60243	4	Washer, .250 flat .735/.060	
5	60286	4	Washer, .250 split lock	
6	60281	4	Screw, .250-20 x .750 standard hex, G5	
7	10000019958	8	Screw, 10-32 x .625 flat head Phillips - SS	
8	35394	2	Hinge, door - small	
9	51719W	1	Door, receptacle box	
10	60277	4	Screw, 10-32 x .500 pan Phillips - SS	
11	60269	2	Washer, #8 flat .433/.036	
12	51721	1	Flap, receptacle door - rubber	
13	51725	2	Cup, magnet 1-15/64 diameter -14# pull	
14	61180	2	Screw, 10-32 x .750 pan Phillips - SS	
15	60260	14	Rivet, .188 diameter x .375 to .500 grip - SS	
16	62140	2	Washer, cup #10 1.50/.03	
17	54990	1	Assembly, receptacle/breaker box	
18	A0001048672	1	Gasket, receptacle door	
19	63231	4	Insert, threaded .250-20 hex .027-.165 grip	
20	65470	1	Switch, E-stop operator	
21	30645	1	Panel, emergency stop	
22	65580	1	Block, E-stop contactor	
23	63346	4	Screw, .312-18 x 1.00 Scytrx sq - SS	
24	18460B	2	Hinge, left (female)	
25	10000011935	2	Plate, hinge back - threaded	
26	22550SRV	1	Assembly, e-stop	Items 20-22
27	10000023543	1	Assembly, receptacle / e-stop panel	Excludes 54990

RECEPTACLE PANEL ASSEMBLY



02302

RECEPTACLE PANEL ASSEMBLY

Item	Part No.	Qty	Description	Notes
1	60281	12	Screw, .250-20 x .750 hex, G5	
2	60286	12	Washer, .250 split lock	
3	61143	12	Nut, .250-20 u-clip, short type	
4	61045	2	Nut, 10-32 serrated flange	
5	14204	1	Kit, ground bar	
6	60397	2	Screw, 10-32 x 1.00 pan Phillips, G2	
7	60036	2	Nut, M6-1.00 serrated flange hex, G8.8	
8	65788	1	Strain relief, 2.0 Romex® w/nut	
9	54991B	1	Box, back receptacle	
10	51715B	2	Panel, back receptacle	
11	54988B	1	Box, receptacle/breaker/outlet LED	
12	10000009636	1	Cover, block heater receptacle	
13	10000009672	1	Cover, buck transformer receptacle	
14	60364	9	Screw, 10-16 x .500 hex, G2 - self drilling	
15	10000009645	1	Cover, battery charger receptacle	
16	10000009680	2	Cover, 20A breaker	
17	66995	1	Switch, rocker - DPST, on-off	
18	60046	16	Screw, 6-32 x .750 pan Phillips, G2	
19	60058	16	Washer, #6 split lock	
20	62054	6	Screw, 8-32 x .500 pan Phillips, SS	
21	18089	3	Receptacle, 240V/50A twist lock	
22	60270	6	Nut, 8-32 nylock, G6	
23	39651	1	Light, controls	
24	18092	3	Breaker, 50A, 240V - 2 pole	
25	65356	1	Block, terminal - 3 pole	
26	60024	2	Screw, M6-1.00 x 25 serrated flange hex	

Buck Transformer w/Receptacles (if equipped)

A	60281	2	Screw, .250-20 x .750 hex, G5	
B	60286	2	Washer, .250 split lock	
C	21487	1	Transformer, 1.13:1, 1-phase, 500VA	
D	60036	2	Nut, M6-1.00 serrated flange hex, G8.8	
E	18091	2	Breaker, 20A, 240V - 1 pole	
F	14130	2	Receptacle, 120V/20A GFI	
G	60024	2	Screw, M6-1.00 x 25 serrated flange hex	
H	65461	1	Relay, 30A DPDT - 120VAC	
J	65644	1	Base, relay - 8 position	
K	60288	2	Screw, 6-32 x 1.250 pan Phillips, G2	
L	66340	1	Relay, voltage sensing (132 in - 126 out)	

Battery Charger (if equipped)

M	65285	1	Receptacle, 125V/15A inlet	
N	15568	1	Breaker, 15A 120V - 1 pole, push button	

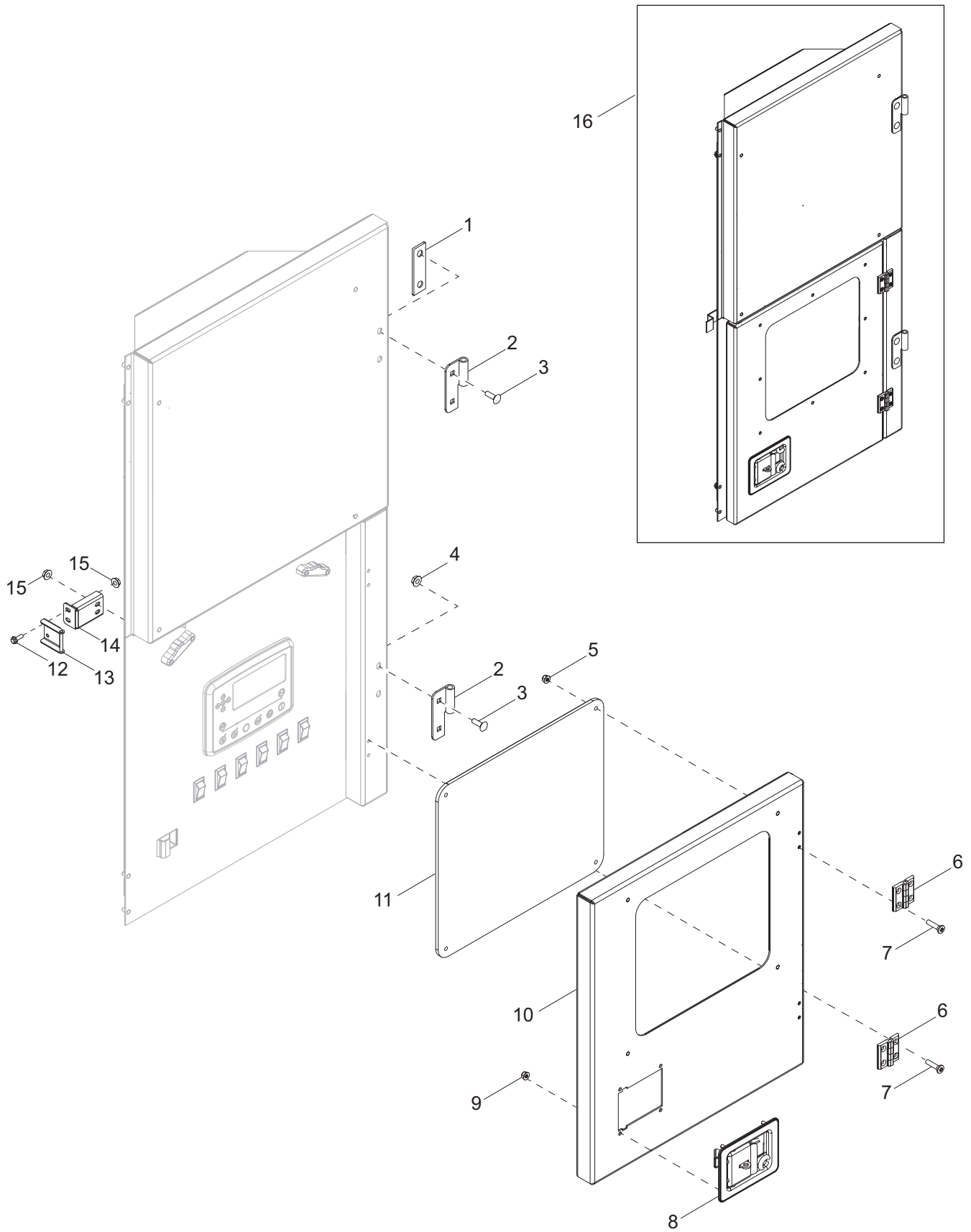
Block Heater (if equipped)

P	68635	1	Receptacle, 125V/30A inlet	
Q	14432	1	Breaker, 30A 120V - 1 pole, push button	

V-Flex Generator or 4 Position Phase Switch (if equipped)

J	65644	1	Base, relay - 8 position	
K	60288	2	Screw, 6-32 x 1.250 pan Phillips, G2	
L	66340	1	Relay, voltage sensing (132 in - 126 out)	

CONTROL PANEL DOOR ASSEMBLY

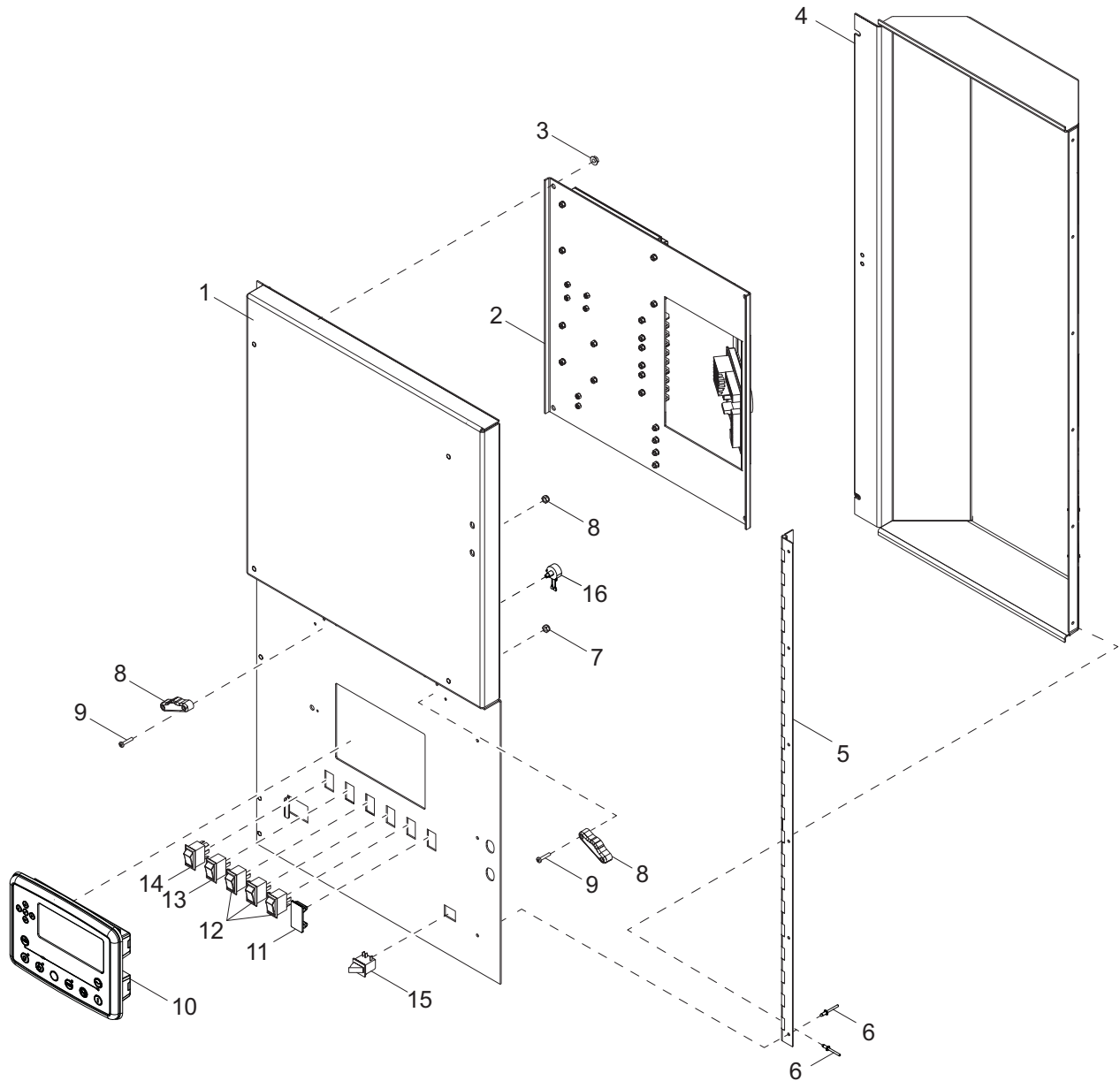


03246

CONTROL PANEL DOOR ASSEMBLY

Item	Part No.	Qty	Description	Notes
1	10000011935	1	Plate, hinge back - threaded	
2	18461B	2	Hinge, left (female)	
3	63346	4	Screw, .312-18 x 1.00 Scytrx - SS	
4	60095	4	Nut, .312-18 serrated flange hex	
5	63075	8	Nut, .250-20 flange nylock, G5	
6	35394	2	Hinge, door - small	
7	54135	8	Screw, 10-24 x .500 flat head Phillips - SS	
8	54777	1	Latch, paddle slam - black	
9	60036	4	Nut, M6-100 serrated flange hex, G8.8	
10	55028W	1	Door, controls - small	
11	54387	1	Window, rear display	
12	60175	2	Screw, .250-20 x .500 serrated flange hex, G5	
13	10000013494	1	Weldment, striker	
14	10000014172	1	Mount, door striker	
15	60161	2	Nut, .250-20 serrated flange, G5	
16	A0000908320	1	Assembly, control panel door	

CONTROL PANEL ASSEMBLY (1 OF 2)



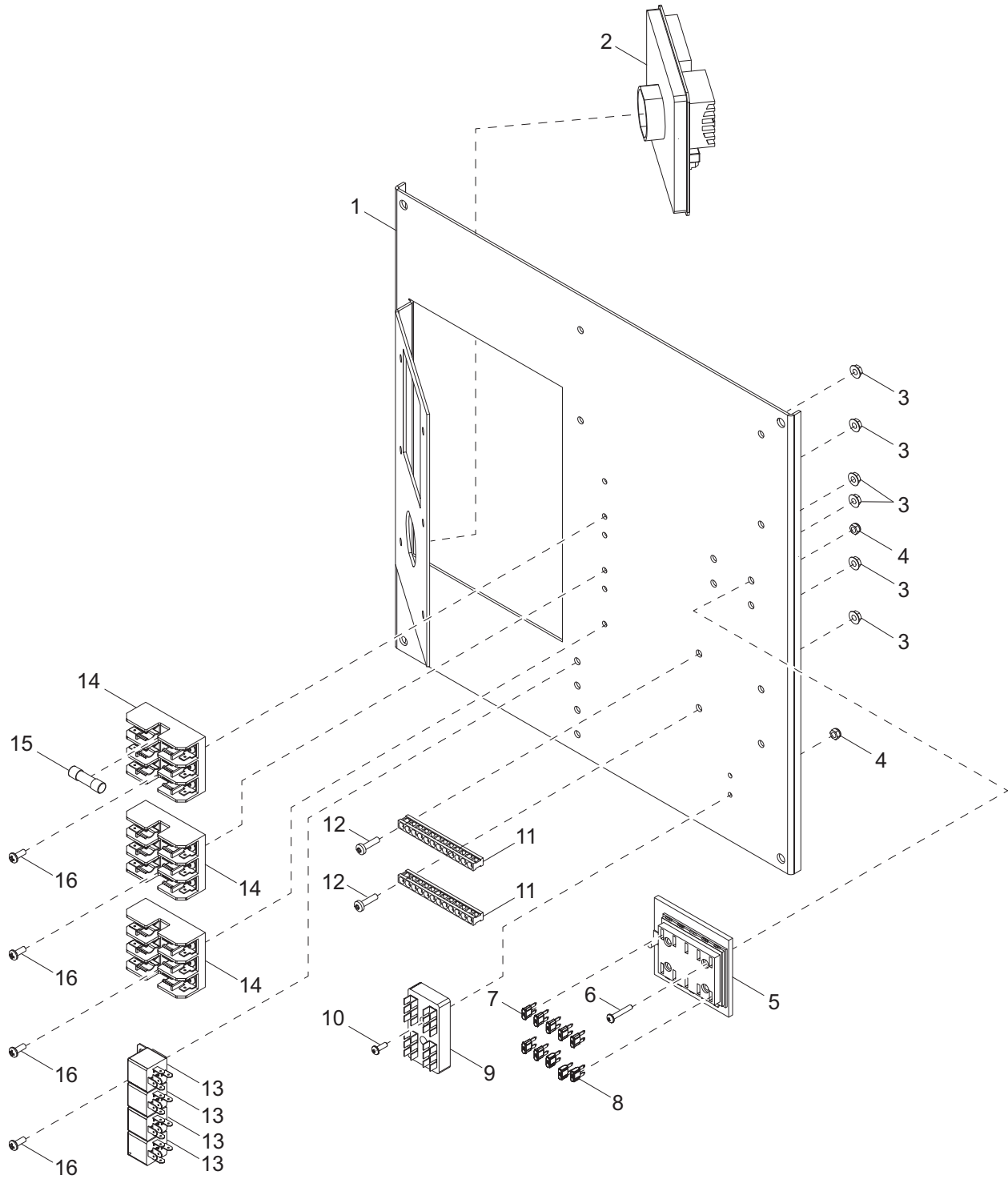
03242

CONTROL PANEL ASSEMBLY (1 OF 2)

Item	Part No.	Qty	Description	Notes
1	A0000351068	1	Door, main controls	
2	A0000908329	1	Assembly, control panel - sub	
3	60095	6	Nut, .312-18 serrated flange hex	
4	55026W	1	Door, rear control door	
5	11095	1	Hinge, continuous - 43.00	
6	60268	12	Rivet, .188 diameter x .126 to .250 grip - SS	
7	60270	4	Nut, 8-32 nylock, G6	
8	A0000908374*	2	Assembly, LED lighting	
9	60695	4	Screw, 8-32 x 1.00 pan Phillips - SS	
10	A0000223095	1	Controller, DSE 7310	
11	34439	1	Plug, panel switch	
12	66995	4	Switch, rocker - DPST, on-off	
13	66996	1	Switch, rocker - DPDT, on-off/(on)	
14	68530	1	Switch, rocker - DPST, on-on	
15	65830	1	Switch, trigger safety	
16	18113	1	Potentiometer, 2.5K, 2W	

Note: * To order replacement controller, contact Generac Mobile Products with unit serial number

CONTROL PANEL ASSEMBLY (2 OF 2)

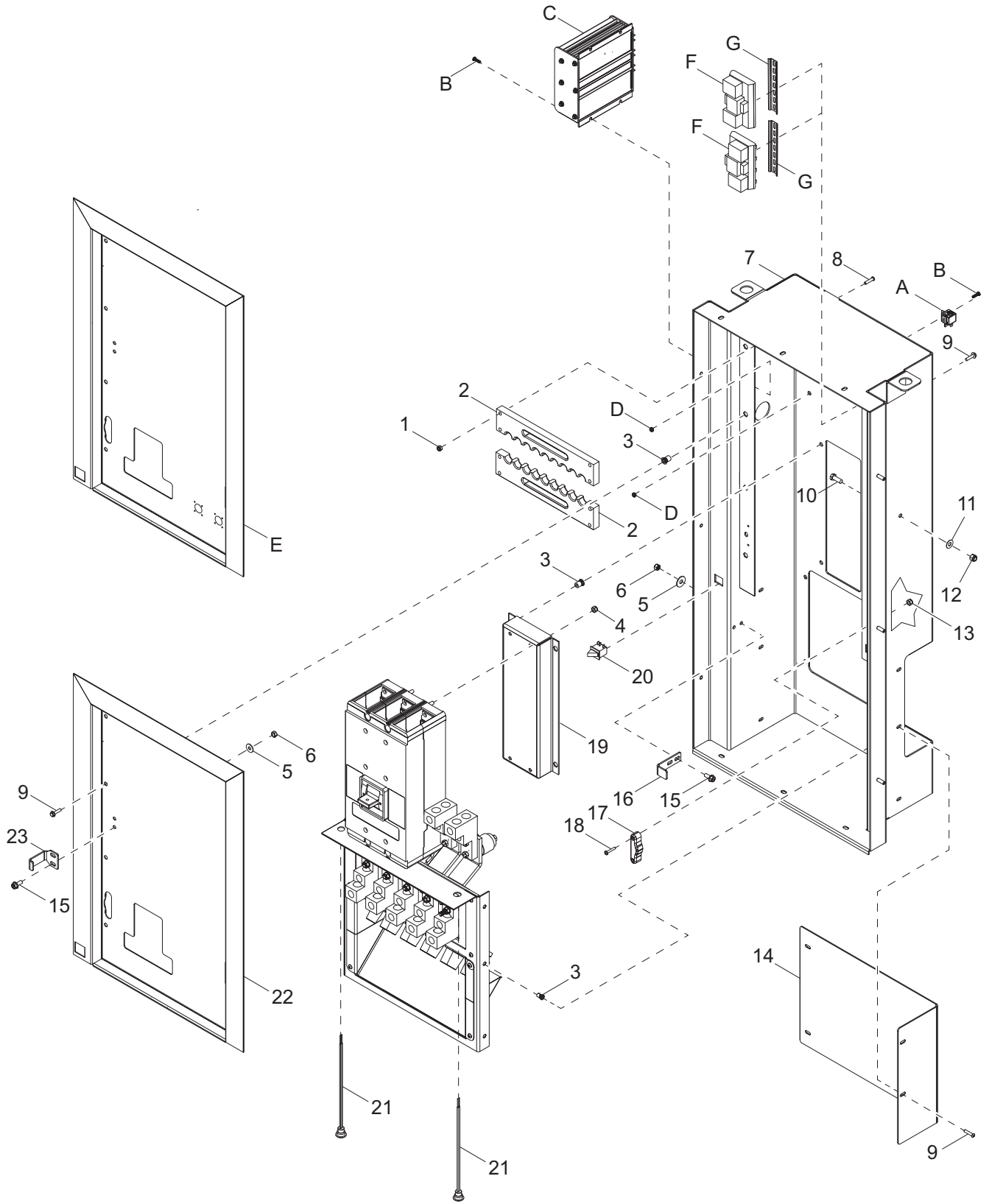


03244

CONTROL PANEL ASSEMBLY (2 OF 2)

Item	Part No.	Qty	Description	Notes
1	10000011770	1	Controls, sub plate	
2	36364	1	Regulator, voltage	
3	61045	18	Nut, 10-32 serrated flange	
4	62068	6	Nut, 8-32 nylock - SS	
5	10000007847	1	Fuse block, 10 position	
6	54150	4	Screw, 8-32 x 1.00 pan Phillips	
7	35560	7	Fuse, 20A	
8	68204	3	Fuse, 15A	
9	66992	1	Terminal block, 4 x 6 push-on	
10	62054	2	Screw, 8-32 x .500 pan Phillips - SS	
11	14204	2	Kit, ground bar	
12	60062	4	Screw, 10-32 x .750 pan Phillips, G2	
13	65049	4	Relay, 12V 30/40A N.O. w/diode	
14	0D2572	3	Fuse block, 30A 600V - 3 position w/sq	
15	073590A	9	Fuse, 5A	
16	60277	12	Screw, 10-32 x .500 pan Phillips, G2	

BREAKER/LUG BOX ASSEMBLY

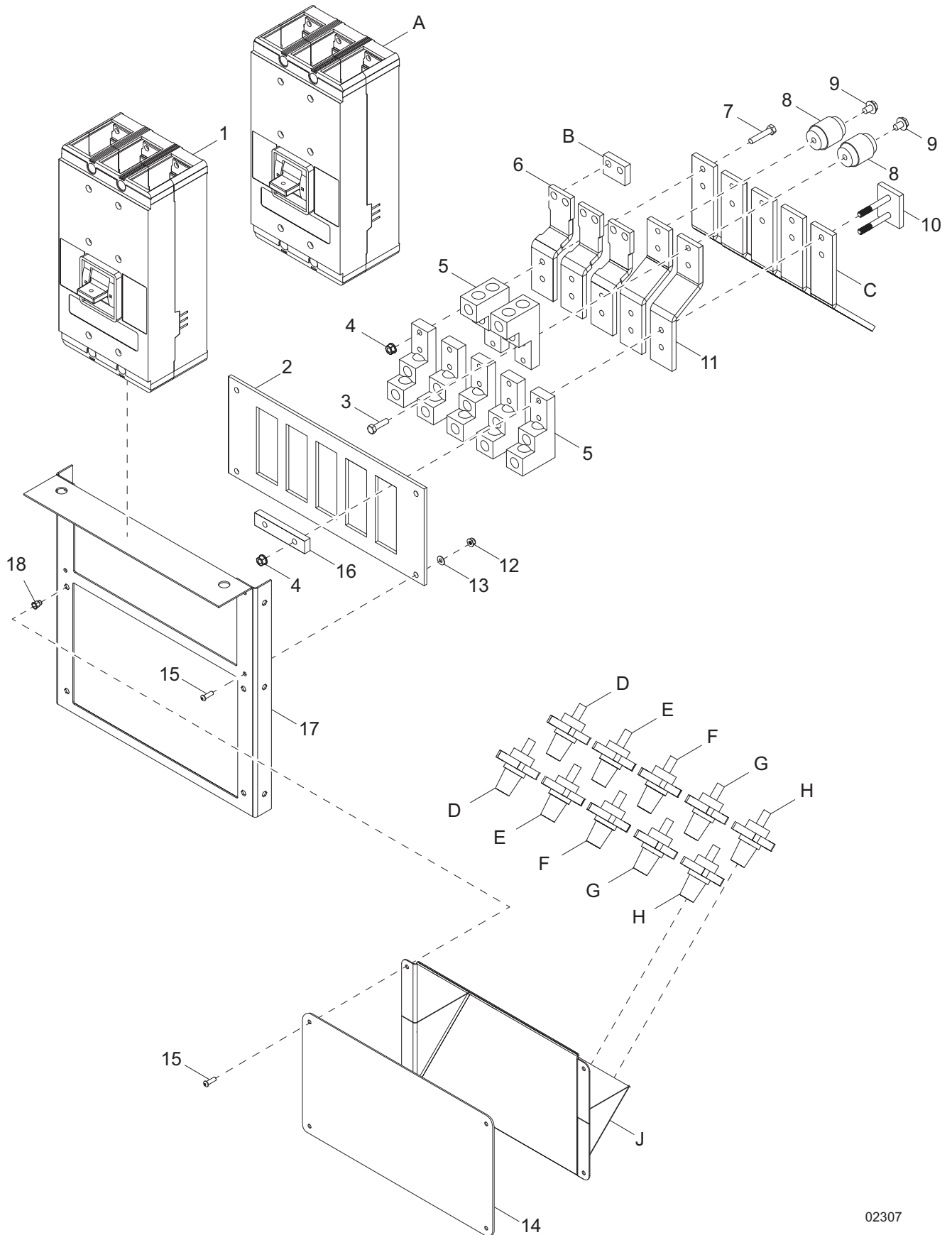


02789

BREAKER/LUG BOX ASSEMBLY

Item	Part No.	Qty	Description	Notes
1	60144	8	Nut, .250-20 nylock, G5	
2	56346	2	Plate, cable support	
3	63097	14	Insert, threaded .312-18 hex .027-.150 grip	
4	60303	4	Nut, .312-18 nylock, G2	
5	60340	4	Washer, .312 flat .875/.040	
6	60784	4	Nut, .312-18 nylock - SS	
7	54030W	1	Weldment, AC power box	
8	68070	8	Screw, .250-20 x 1.00 button hex - SS	
9	61091	14	Screw, .312-18 x 1.00 serrated flange hex, G5	
10	60690	1	Screw, .375-16 x 1.00 standard hex - SS	
11	60698	1	Washer, .375 flat .875/.040 - SS	
12	60792	1	Nut, .375-16 nylock - SS	
13	60270	4	Nut, 8-32 nylock, G6	
14	56363W	1	Plate, rear control box	
15	60616	4	Screw, .312-18 x .750 serrated flange hex, G5	
16	55021W	1	Striker, lug door	
17	A0000908374	2	Assembly, LED light	
18	60695	4	Screw, 8-32 x 1.00 pan Phillips - SS	
19	54976W	1	Mount, breaker	
20	12632	1	Switch, trigger safety, N.O.	
21	39651	2	Light, controls	
22	51744W	1	Panel, AC distribution	
23	55022W	1	Striker, breaker door	
<i>Parallel Kit (if equipped)</i>				
A	67028	2	Relay, 24V 30/40A N.O. w/diode	
B	60850	6	Screw, 10-24 x .750 pan Phillips, G2	
C	10000009022	1	Converter, DC - DC 12V-24V	
D	60457	6	Nut, 10-24 nylock, G2	
E	54899W	1	Panel, AC distribution - paralleling	
<i>V-Flex Generator (if equipped)</i>				
F	66864	1	Assembly, transformer board	Use 2 for paralleling
G	67129	1	Rail, DIN	Use 2 for paralleling

BREAKER AND LUG ASSEMBLY



02307

BREAKER AND LUG ASSEMBLY

Item	Part No.	Qty	Description	Notes
1	54980	1	Breaker, 900A 80% RTD 9-24V DC	
2	54959	1	Panel, AC box	
3	60139	4	Screw, .375-16 x 1.50 standard hex, G5	
4	60145	12	Nut, .375-16 serrated flange, G5	
5	65890	7	Lug, terminal dual #6-35MCM - 2 hole	
6	54958	3	Bus bar, breaker to lug	
7	60478	6	Screw, .375-16 x 2.00 standard hex, G5	
8	69604	2	Insulator, standoff -2700V	
9	62049	2	Screw, .375-16 x .500 serrated flange hex - SS	
10	56362	2	Assembly, bolt plate	
11	54957	2	Bus bar, ground - neutral	
12	60144	4	Nut, .250-20 nylock, G5	
13	60696	4	Washer, .250 flat .625/.050 - SS	
14	54955W	1	Plate, AC distribution - no cam	
15	68070	8	Screw, .250-20 x 2.00 button hex - SS	
16	56361	1	Bus bar	
17	54946W	1	Bracket, cam lock - 2 row	
18	63097	4	Insert, threaded .312-18 hex .027-.150 grip	

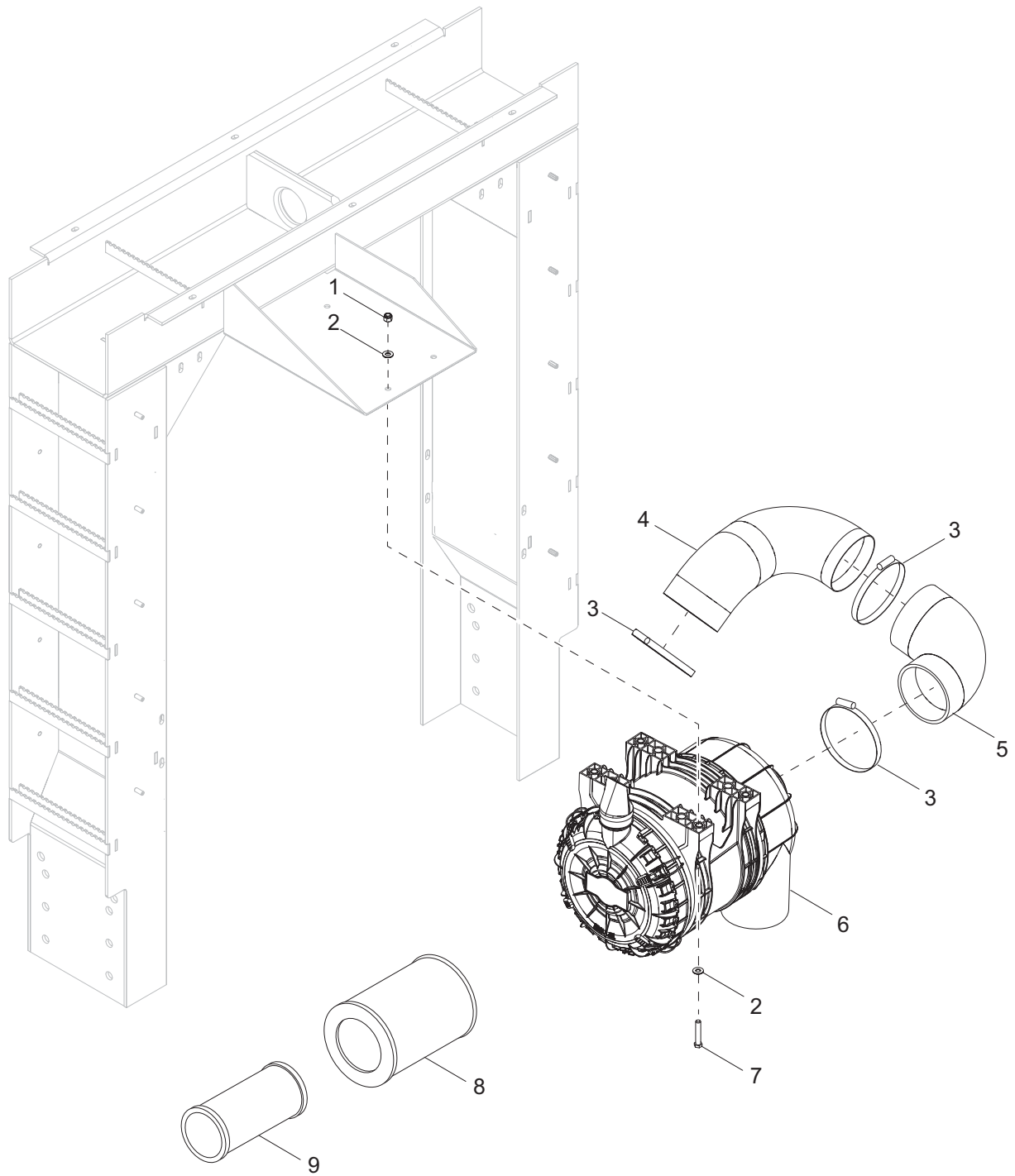
Paralleling Kit (if equipped)

A	54999	1	Breaker, motorized 800A - 100% RTD
B	54997	3	Bus bar, spacer - parallel

Cam Locks (if equipped)

C	54956	5	Bus bar, cam locks
D	65551	2	Connector, cam lock, female 400A - black
E	65552	2	Connector, cam lock, female 400A - red
F	65553	2	Connector, cam lock, female 400A - blue
G	65554	2	Connector, cam lock, male 400A - white
H	65555	2	Connector, cam lock, male 400A - green
J	54945W	1	Panel, cam lock - 2 row

AIR FILTER ASSEMBLY

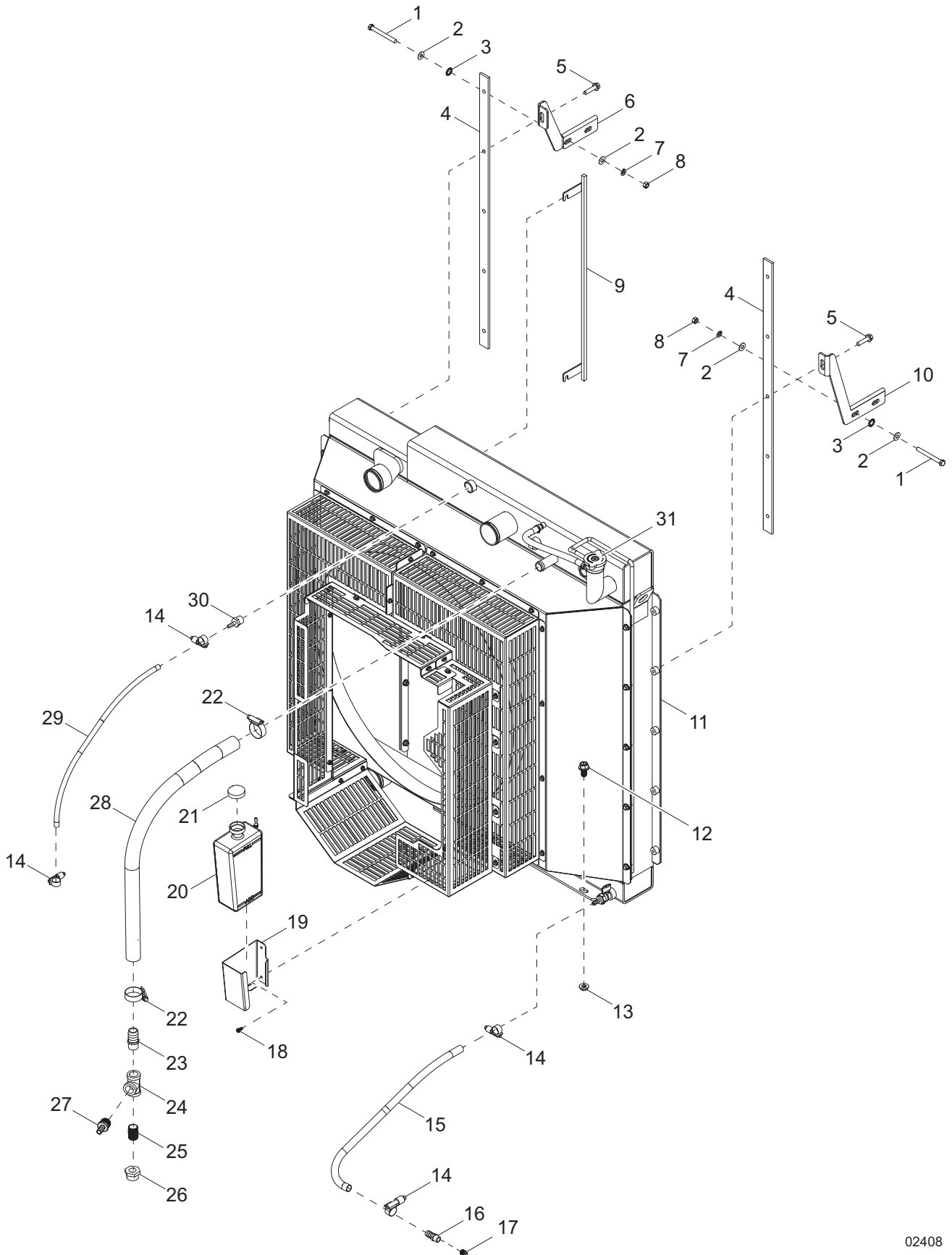


02407

AIR FILTER ASSEMBLY

Item	Part No.	Qty	Description	Notes
1	60358	4	Nut, .375-16 nylock, G5	
2	60151	8	Washer, .375 flat	
3	20182	3	Clamp, hose - SAE 088 (4.09-6.00)	
4	10000019357	1	Pipe, intake	
5	26740	1	Elbow, 90° 5.00 - molded rubber	
6	37916	1	Filter, air	w/ elements
7	60478	4	Screw, .375-16 x 2.00 standard hex, G5	
8	10000019592	1	Element, primary	
9	10000019577	1	Element, secondary	

COOLING SYSTEM ASSEMBLY

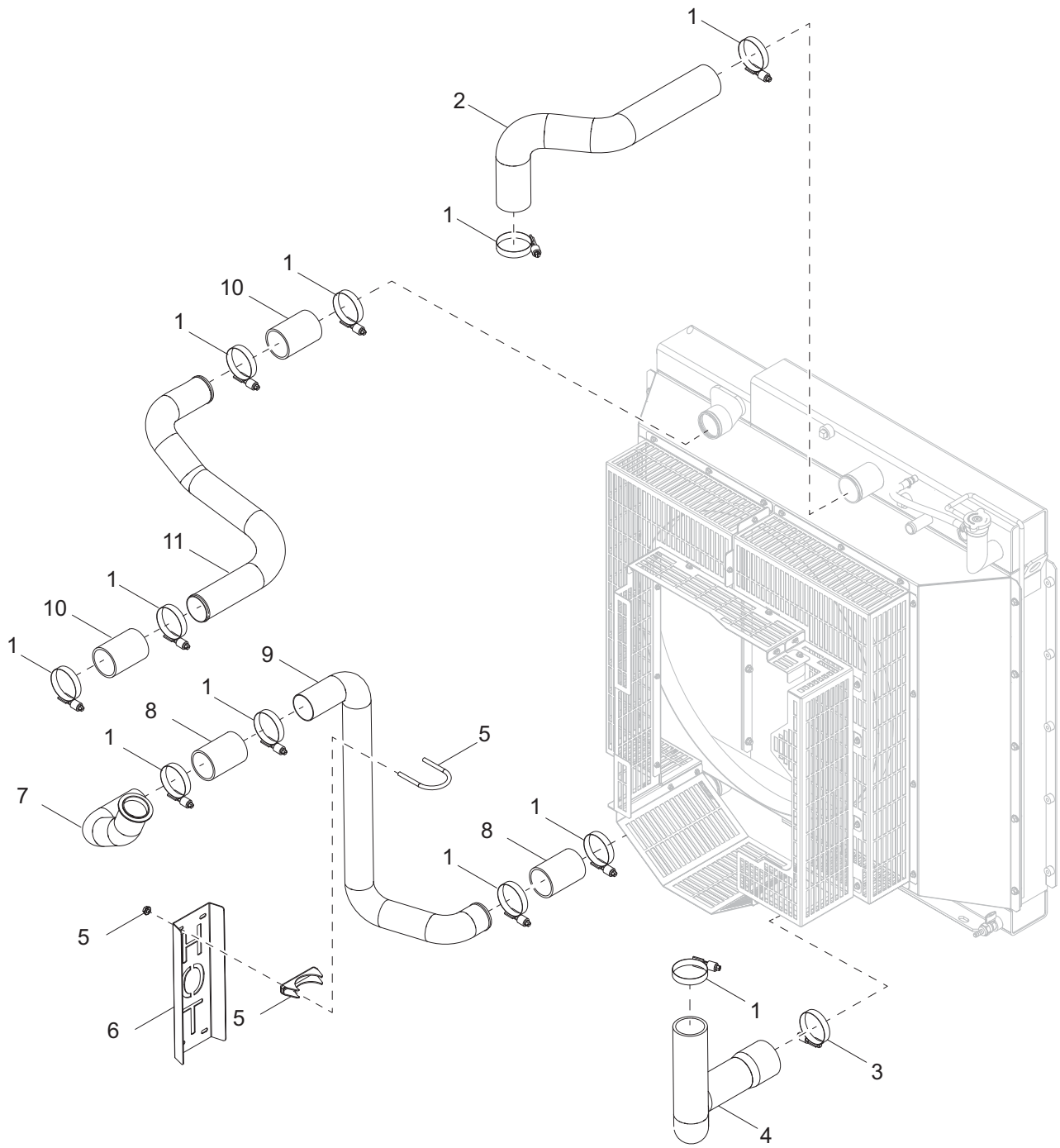


02408

COOLING SYSTEM ASSEMBLY

Item	Part No.	Qty	Description	Notes
1	61999	4	Screw, .375-16 x 3.50 standard hex - SS	
2	60698	8	Washer, .375 flat - SS	
3	61107	4	Washer, .500 external star	
4	10000008522	2	Spacer, insulation	
5	60487	10	Screw, .375-16 x 1.50 serrated flange hex, G5	
6	10000019954	1	Bracket, radiator support - left	
7	60206	4	Washer, .375 split lock	
8	60140	4	Nut, .375-16 hex, G5	
9	10000019175	1	Weldment, hose bracket	
10	10000020000	1	Bracket, radiator support - right	
11	10000019255	1	Radiator	
12	61100	6	Screw, .500-13 x 1.00 serrated flange hex, G5	
13	60098	6	Nut, .500-13 serrated flange hex	
14	A0000142370	4	Clamp, hose spring type CTL-9-ST	
15	50051	2.5 ft	Hose, fuel .375 ID 50 PSI SAE 30R7	
16	25082	1	Fitting, straight .375MNPT x .375 barb	
17	42681	1	Plug, .375 CL150 - sunken hex	
18	63358	2	Screw, .250-20 x .625 hex washer head	
19	26211B	1	Bracket, overflow jug	
20	24952	1	Jug, overflow 2.5 quart	
21	19714	1	Cap, overflow bottle	
22	A0000142362	2	Clamp, hose spring type - CTB-35ST	
23	25496	1	Fitting, straight .750MNPT x 1.00 barb - brass	
24	61044	1	Fitting, tee .750NPT - brass	
25	62027	1	Fitting, nipple .750NPT x close - brass	
26	HW4046A126	1	Fitting, M30-2.0 male x .750FNPT	
27	40667	1	Fitting, straight .750MNPT x .500 barb - brass	
28	50169	2.5 ft	Hose, 1.00 inch	
29	50018	1.5 ft	Hose, .312 ID 50 PSI SAE 30R7	
30	60999	1	Fitting, straight .500MNPT x .312 barb - brass	
31	39850	1	Cap, radiator	

COOLING SYSTEM HOSES

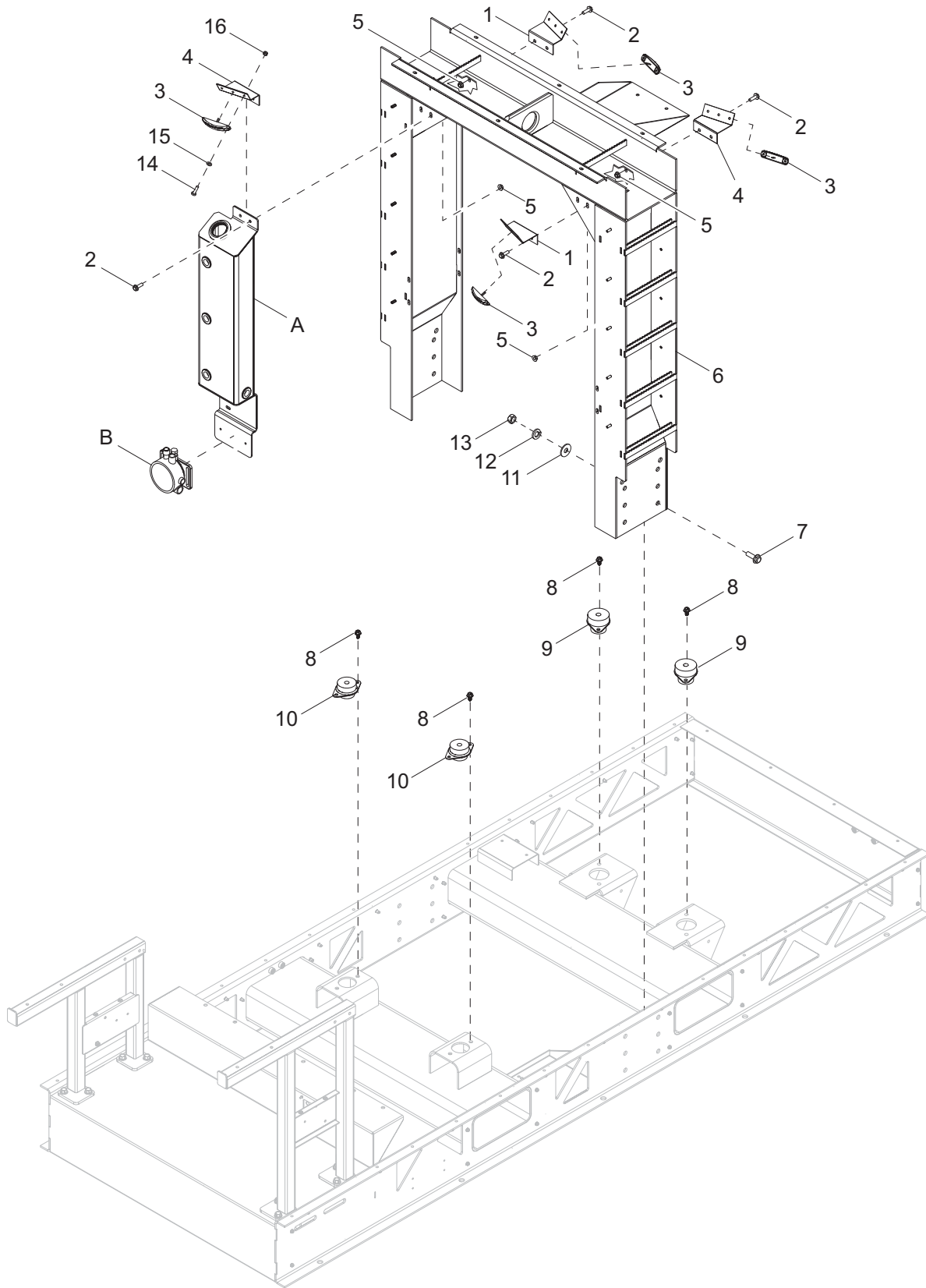


02409

COOLING SYSTEM HOSES

Item	Part No.	Qty	Description	Notes
1	60666	11	Clamp, hose - constant torque 2.25-3.125	
2	53627	1	Hose, radiator input	
3	60664	1	Clamp, hose - constant torque 2.75-3.625	
4	53628	1	Hose, radiator output	
5	15550	2	Clamp, muffler 2.50	hardware included
6	10000019270	1	Guard, heat	
7	54225	1	Assembly, CAC pipe - lower	
8	22060	2	Hose, CAC 2.00-2.50 x 4.00 long	
9	54224	1	Pipe, CAC - lower	
10	28541	2	Hose, CAC 2.50 x 4.00 long	
11	53630	1	Pipe, CAC - upper	

LIFT STRUCTURE

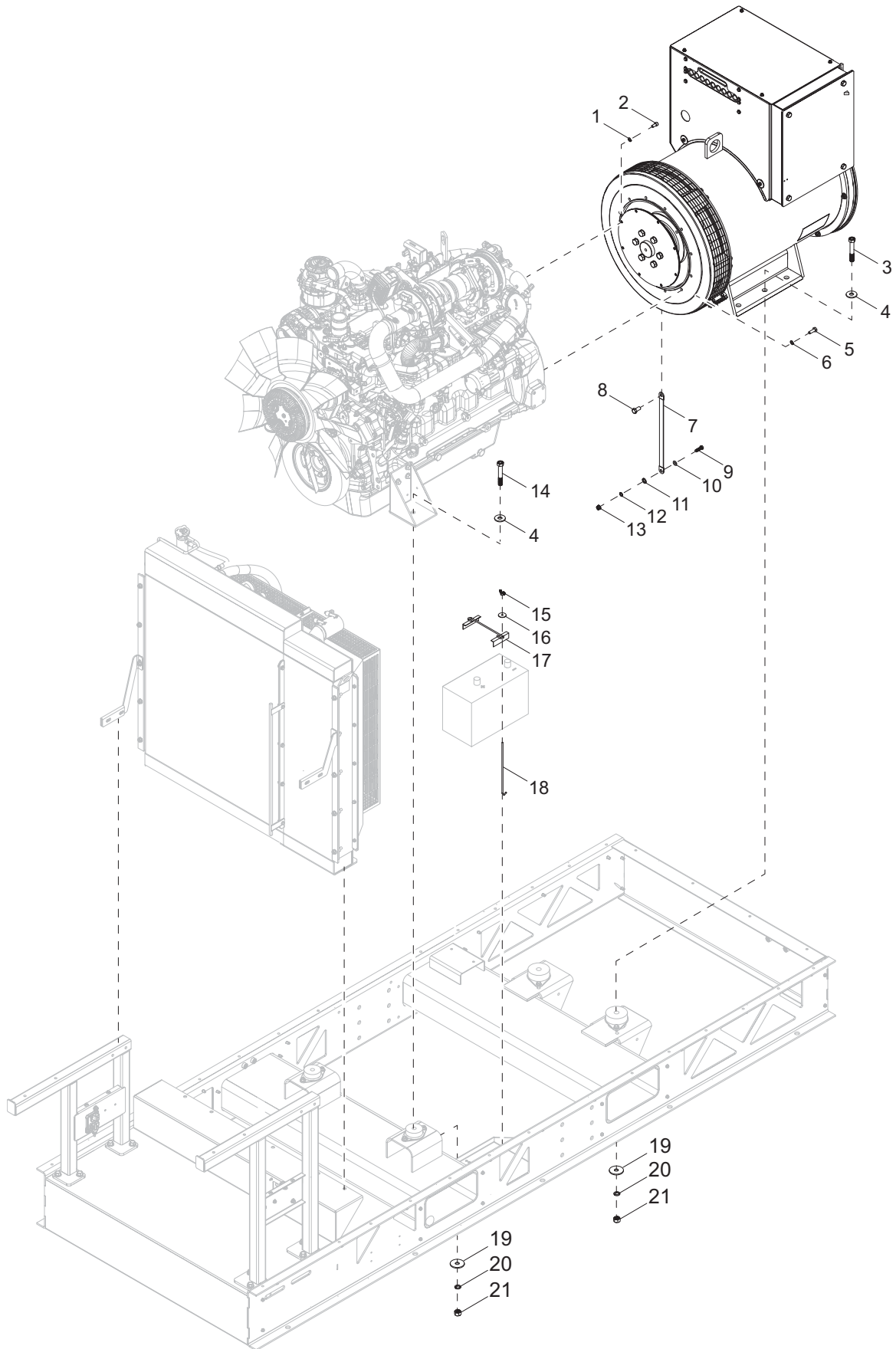


02410

LIFT STRUCTURE

Item	Part No.	Qty	Description	Notes
1	55116B	2	Bracket, interior light - left hand	
2	60295	8	Screw, .375-18 x .750 standard hex - SS	
3	54772	4	Light, LED surface mount	
4	55112B	2	Bracket, interior light - right hand	
5	60145	8	Nut, .375-16 serrated flange, G5	
6	10000020476	1	Weldment, lift structure	
7	61078	12	Screw, .625-11 x 2.00 flange hex, G8	
8	62259	8	Screw, M10-1.50 x 30 serrated flange hex, G10.9	
9	10000016256	2	Isolator, rubber 680/1020	
10	52671	2	Isolator, rubber 680/1020	
11	60521	12	Washer, .625 flat 1.743/.108	
12	60194	12	Washer, .625 lock	
13	60520	12	Nut, .625-11 hex, G8	
14	60397	8	Screw, 10-32 x 1.00 pan Phillips, G2	
15	60067	8	Washer, #10 flat .435/.060 - SS	
16	60061	8	Nut, 10-32 nylock	
<i>Oil Tank (if equipped)</i>				
A	56386	1	Weldment, oil tank	
B	26631	1	Gauge, oil sight w/level maintainer	

ENGINE, RADIATOR AND GENERATOR TO UNIT

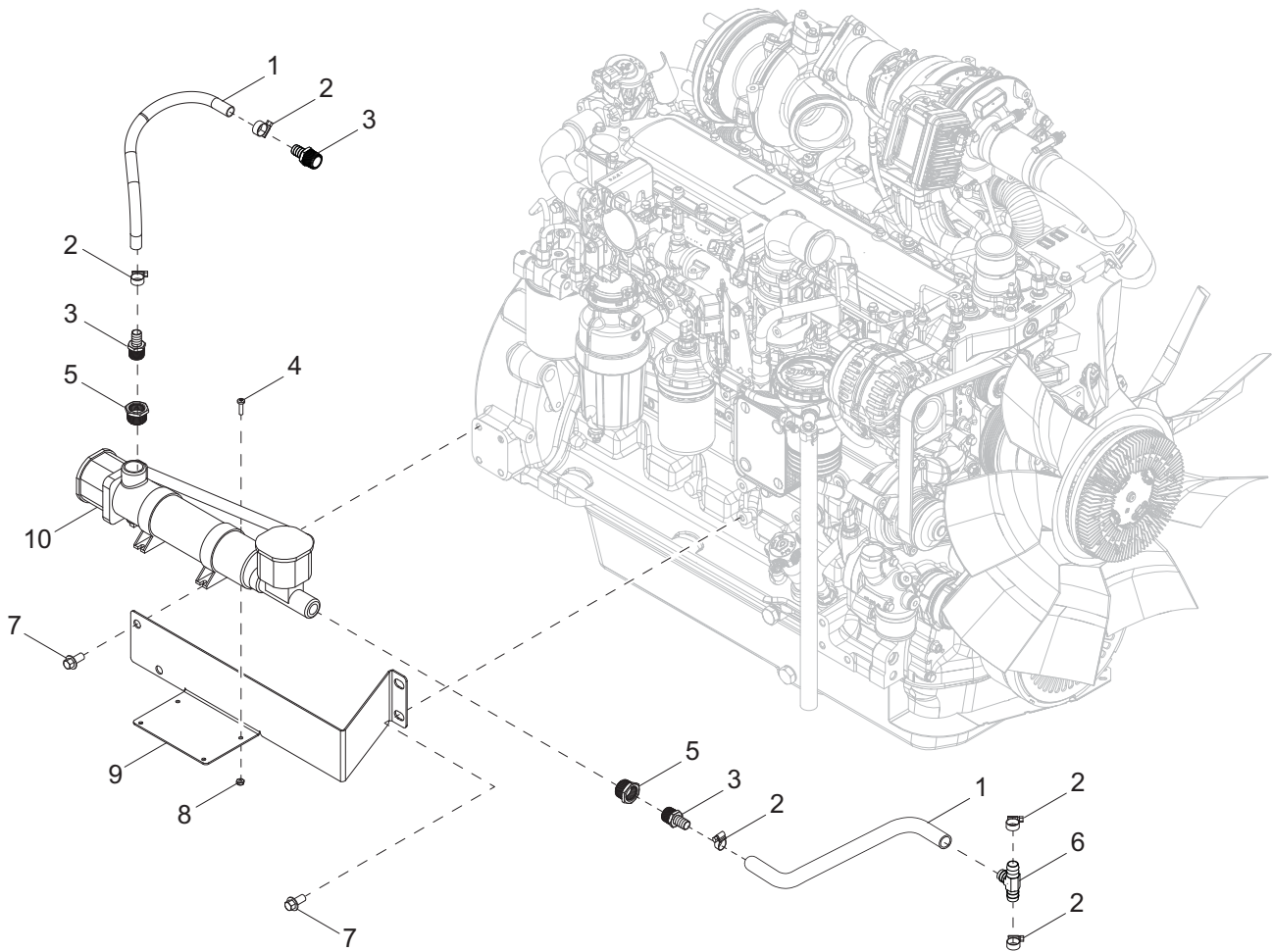


02411

ENGINE, RADIATOR AND GENERATOR TO UNIT

Item	Part No.	Qty	Description	Notes
1	60206	8	Washer, .375 split lock	
2	60717	8	Screw, .375-16 x .750 socket hex	
3	42775	2	Screw, .625-11 x 4.50 standard hex, G5	
4	60521	4	Washer, .625 flat 1.743/.108	
5	60177	12	Screw, M10-1.50 x 30 standard hex, G10.9	
6	60026	12	Washer, M10 split lock	
7	22438	1	Strap, braided ground -	
8	60275	1	Screw, .500-13 x 1.00 standard hex, G5	
9	60352	1	Screw, .375-16 x 1.250 standard hex, G5	
10	35275	1	Washer, .375 flat	
11	61107	1	Washer, .500 external star	
12	60053	1	Washer, .375 external star	
13	60145	1	Nut, 375-16 serrated flange hex, G5	
14	69924	2	Screw, .625-11 x 4.00 standard hex, G8	
15	60090	2	Nut, .250-20 wing, G5	
16	60089	2	Washer, .265 fender	
17	14682	1	Bracket, battery hold-down	
18	14146	2	Bolt, J .250-20 x 10.00	
19	18086	4	Washer, .650 snub 2.250/.180	
20	60194	4	Washer, M16 split lock	
21	60520	4	Nut, .625-11 hex, G8	

ENGINE BLOCK HEATER (IF EQUIPPED)



02383

ENGINE BLOCK HEATER (IF EQUIPPED)

Item	Part No.	Qty	Description	Notes
1	50201	2	Hose, .625 Horizon 200PSI, class A	
2	19453	6	Clamp, hose - SAE 006 (.37 - .87)	
3	62076	3	Fitting, straight .750MNPT x .625 barb - brass	
4	60062	4	Screw, 10-32 x .750 pan Phillips, G2	
5	24006	2	Fitting, straight 1.00MNPT x .750FNPT	
6	0C9079D	1	Fitting, .375 tee, barbed - brass	
7	60072	4	Screw, M12-1.75 x 25 serrated flange hex, G10.9	
8	60415	4	Nut, 10-32 nylock - SS	
9	10000009261	1	Bracket, block heater	
10	28407	1	Heater, coolant 400-500CI, 120V 2500W	

ENGINE ASSEMBLY

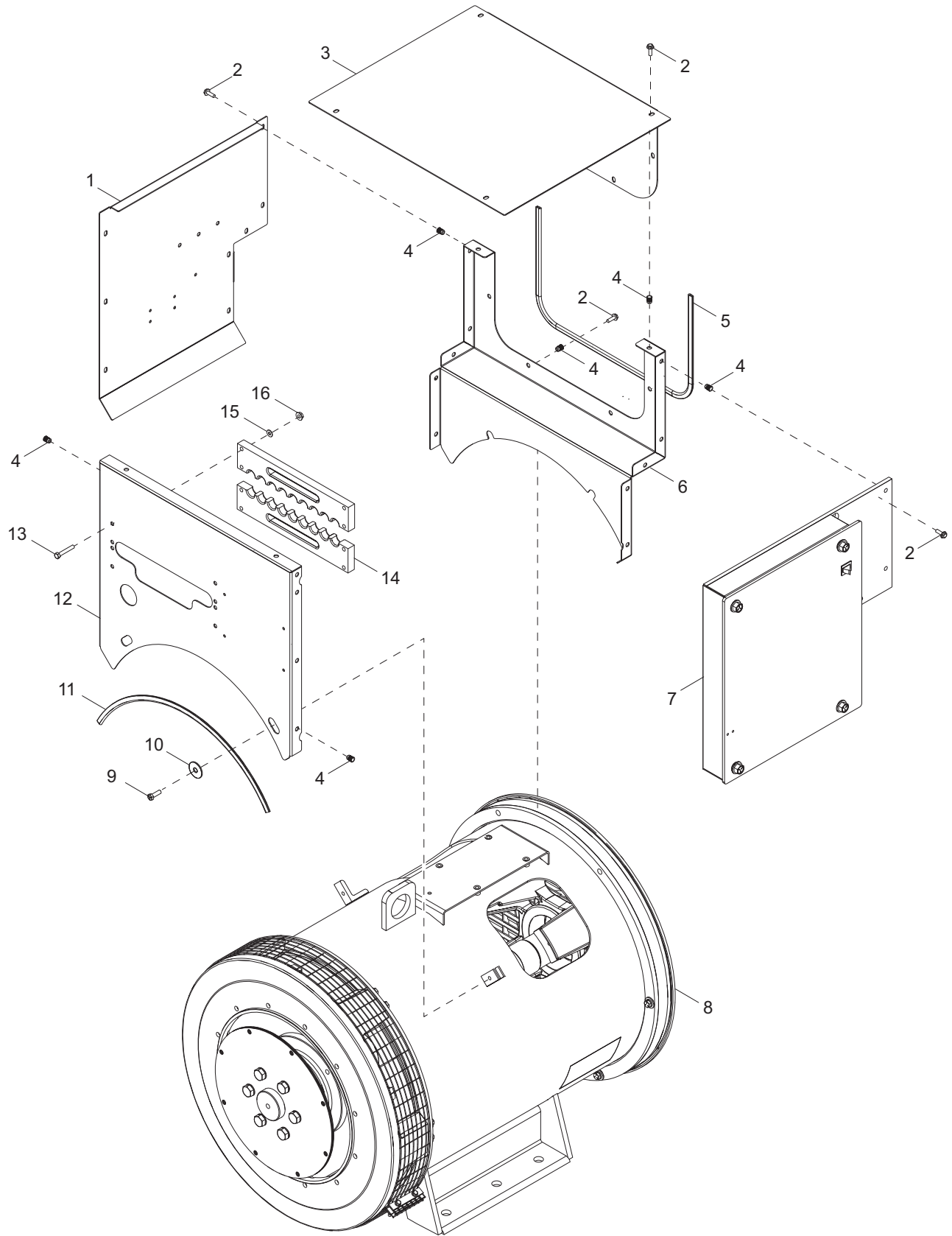
Item	Part No.	Qty	Description	Notes
1	51401	1	Engine, JD, 240 KW, 6068HFG06, tier 4F	
2	10000012633	1	Starter	
3	33413	1	Fitting, 90°, M12 x 1.50 x .375 barb	
4	63251	4	Clamp, hose spring type CTB-19ST	
5	60072	6	Screw, M12-1.75 x 25 serrated flange hex, G10.9	
6	63252	2	Clamp, hose spring type CTB-24ST	
7	50201	5.0 ft	Hose, .625 class A - 200PSI	
8	42683	1	Plug, .375 CL 150 - sunken head - square	
9	25931	1	Fitting, straight - .375NPT x .625 barb	
10	23816	2	Fitting, straight .500MNPT x .375 barb - brass	
11	50051	6.0 ft	Hose, fuel .375 ID SAE30R7 - 50 PSI	
12	51761B	1	Mount, engine - right	
13	33414	1	Fitting, 90°, M14 x 1.50 x .375 barb	
14	10000012606	1	Cannister, OVR	
15	10000012632	1	Filter, OVR	
16	32245	1	Filter, oil	
17	10000018100	1	O-ring, oil filter	
18	10000018039	1	Filter, fuel - primary	
19	10000018052	1	Gasket Kit, fuel filter	
20	10000018016	1	Filter, fuel - secondary	
21	51762B	1	Mount, engine - left	
22	50051	6.0 ft	Hose, fuel .375 ID SAE30R7 - 50 PSI	
23	10000012588	1	Belt, fan	
24	33026	1	Alternator	

Lockable Battery Disconnect Switch (if equipped)

A	60161	2	Nut, .250-20
B	MAC3907	1	Switch, lockable battery disconnect
C	10000019619	1	Bracket, battery disconnect
D	60523	2	Screw, .250-20 x .875 serrated flange hex

Note: Engine parts used in all Generac Mobile Products, LLC equipment carry the Original Equipment Manufacturer (OEM) warranty unless otherwise stated. OEM warranty parts must be purchased through an OEM dealer. Please contact Generac Mobile Products, LLC with questions

GENERATOR ASSEMBLY



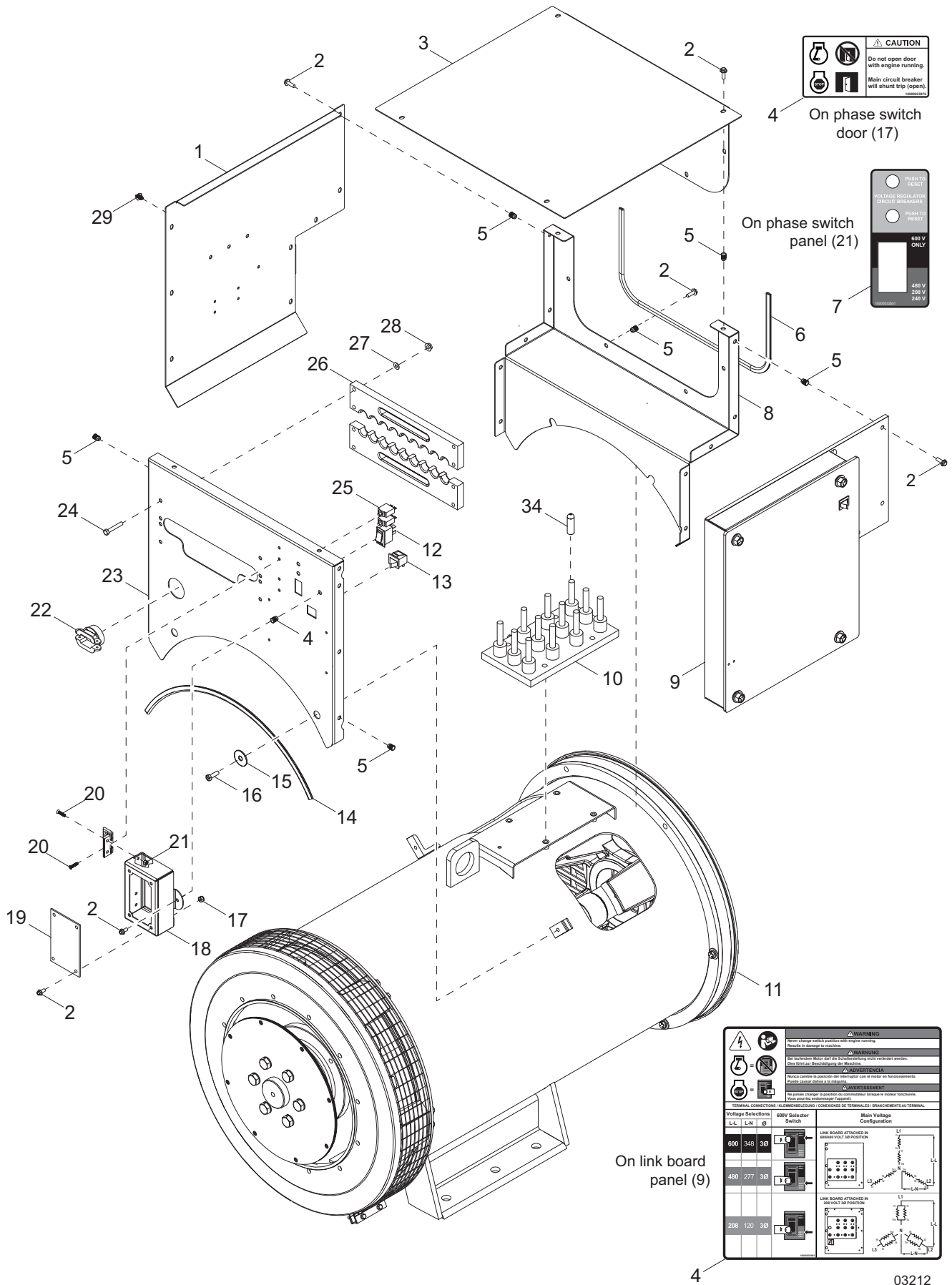
03211

GENERATOR ASSEMBLY

Item	Part No.	Qty	Description	Notes
1	10000044426	1	Panel, generator box - side	
2	60479	16	Screw, .250-20 x 1.00 serrated flange hex, G5	
3	10000044438	1	Panel, generator box - top	
4	62132	16	Insert. threaded .250-20 splined .027-.165 grip	
5	19351	3.2 ft	Seal, generator box 38.00	
6	10000044515	1	Panel, generator box - rear	
7	10000020117	1	Assembly, link board	
8	51393	1	Generator, Marathon - SAE #3	
9	60690	2	Screw, .375-16 x 1.00 standard hex - SS	
10	60729	2	Washer, .375 fender	
11	19351	2 ft	Seal, generator box 24.00	
12	10000018575	1	Panel, generator box - front	
13	60414	8	Screw, .250-20 x 1.50 standard hex, G5	
14	56346	2	Plate, cable support	
15	60696	8	Washer, .250 flat - SS	
16	60161	8	Nut, .250-20 serrated flange, G5	
17	66685	1	Mount, cable tie	

Note: Generator parts used in all Generac Mobile Products, LLC equipment carry the Original Equipment Manufacturer (OEM) warranty unless otherwise stated. OEM warranty parts must be purchased through an OEM dealer. Please contact Generac Mobile Products, LLC with questions

GENERATOR ASSEMBLY (V-FLEX OPTION)



CAUTION

Do not open door with engine running.
Main circuit breaker will short trip (open).

4 On phase switch door (17)

VOLTAGE REGULATOR CIRCUIT BREAKER

PUSH TO RESET

PUSH TO RESET

600 V ONLY

480 V
208 V
240 V

On phase switch panel (21)

On link board panel (9)

WARNING
Never change main voltage selector with engine running. Results in damage to machine.

AVVERTIMENTO
Non cambiare Motor auf die Spannungswahl während des Betriebs. Dies führt zur Beschädigung der Maschine.

ADVERTENCIA
Nunca cambie la posición del interruptor con el motor en funcionamiento. Puede causar daños a la máquina.

AVERTISSEMENT
Ne jamais changer la position du sélecteur lorsque le moteur fonctionne. Cela peut entraîner des dommages à l'appareil.

TERMINAL CONNECTIONS / KABELANSCHLÜSSE / CONDITIONS DE TERMINALES / BRANCIAMENTI AI TERMINALI

Voltage Selections	600V Selector Switch	Main Voltage Configuration
L-L L-N Ø		
600 3Ø 3Ø		
480 277 3Ø		
208 120 3Ø		

LINK BOARDS ATTACHED IN 600VOLT 3Ø POSITION

LINK BOARDS ATTACHED IN 480 VOLT 3Ø POSITION

LINK BOARDS ATTACHED IN 208 VOLT 3Ø POSITION

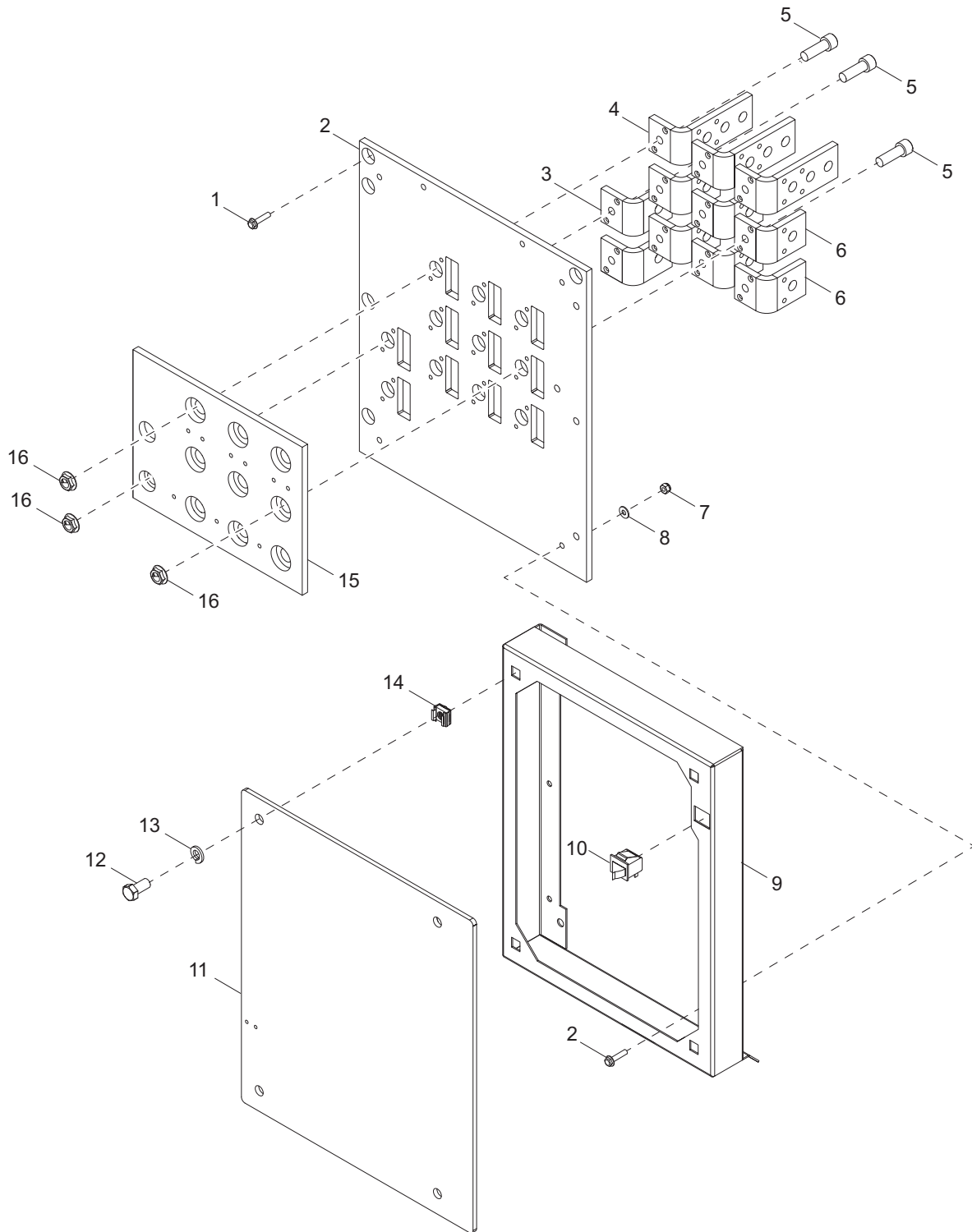
03212

GENERATOR ASSEMBLY (V-FLEX OPTION)

Item	Part No.	Qty	Description	Notes
1	10000044486	1	Panel, generator box - side	
2	60479	16	Screw, .250-20 x 1.00 serrated flange hex, G5	
3	10000044438	1	Panel, generator box - top	
4	10000036976	1	Decal set, V-flex link board group	
5	62132	16	Insert, threaded .250-20 splined .027-.165 grip	
6	19351	3.2 ft	Seal, generator box 38.00	
7	10000032551	1	Decal, voltage selector switch - breaker reset	
8	10000044515	1	Panel, generator box - rear	
9	10000035233	1	Assembly, link board	
10		1	Terminal block	included w/generator
11	10000023425	1	Generator, Marathon - 432PLS6613 SAE #3	
12	66995	1	Switch, rocker - DSST - on/off	
13	12632	1	Switch, trigger, safety N.O. & N.C.	
14	19351	2 ft	Seal, generator box 24.00	
15	60729	2	Washer, .375 fender	
16	60690	2	Screw, .375-16 x 1.00 standard hex - SS	
17	60144	12	Nut, .250-20 nylock, G5	
18	10000031704	1	Door, V-flex switch	
19	10000034841	1	Cover, V-flex switch	
20	73124	8	Screw, 10-24 x .875 flat head	
21	60530	8	Nut, 10-24 nylock - SS	
22	65239	1	Strain relief, 1.50 Romex w/nut	
23	10000034680	1	Panel, generator box - front	
24	60414	8	Screw, .250-20 x 1.50 standard hex, G5	
25	65850	2	Breaker, 10A, 240V, 1 pole - push button	
26	56346	2	Plate, cable support	
27	60696	8	Washer, .250 flat - SS	
28	60161	8	Nut, .250-20 serrated flange, G5	
29	66685	1	Mount, cable tie	

Note: Generator parts used in all Generac Mobile Products, LLC equipment carry the Original Equipment Manufacturer (OEM) warranty unless otherwise stated. OEM warranty parts must be purchased through an OEM dealer. Please contact Generac Mobile Products, LLC with questions

LINK BOARD ASSEMBLY

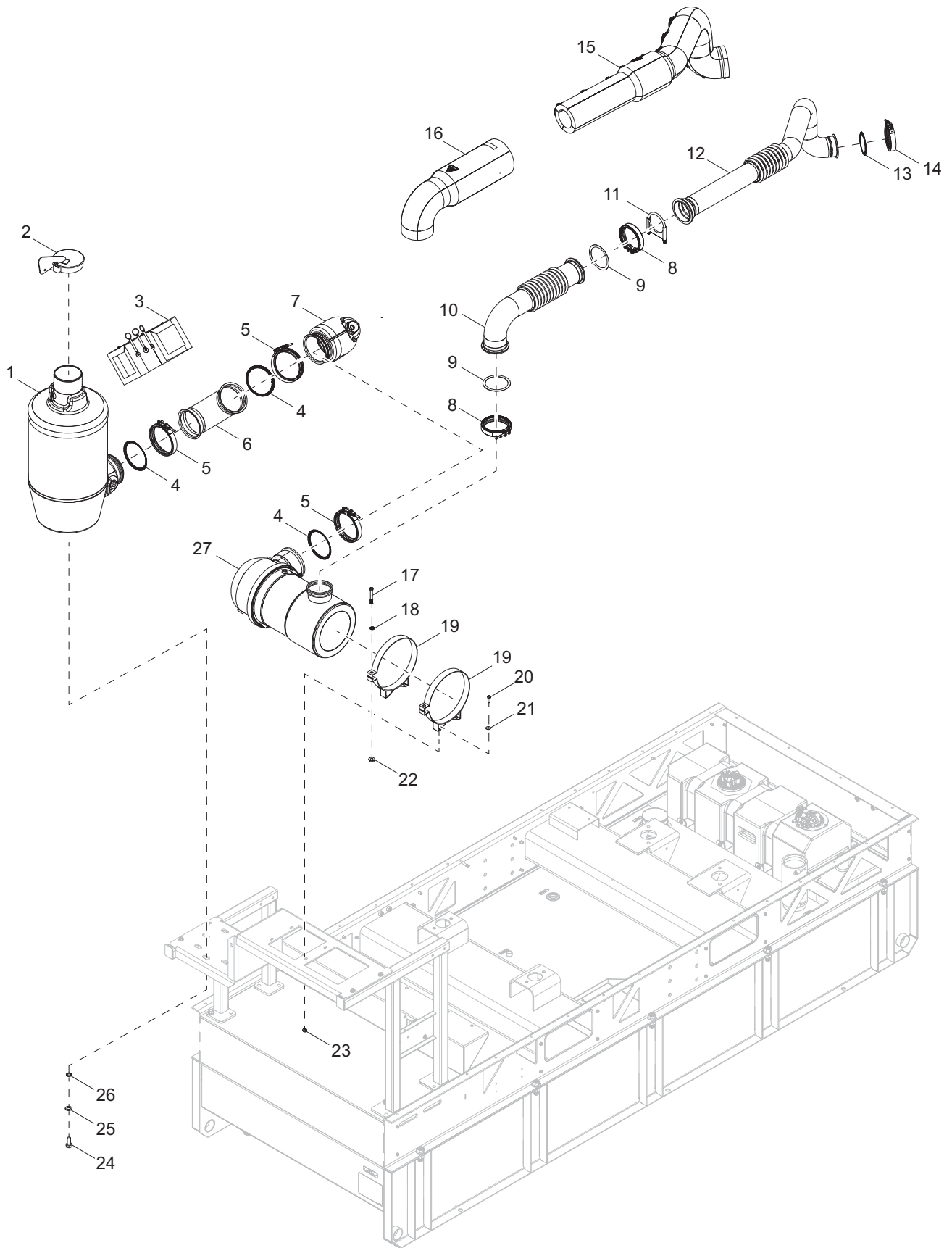


02414

LINK BOARD ASSEMBLY

Item	Part No.	Qty	Description	Notes
1	60479	11	Screw, .250-20 x 1.00 serrated flange hex, G5	
2	23598	1	Plate, reconnect board	
3	21407	2	Bus, reconnect board	
4	21414	3	Bus, reconnect board	
5	60791	11	Screw, .500-13 x 1.50 socket hex	
6	21417	6	Bus, reconnect board	
7	60144	4	Nut, .250-20 nylock, G5	
8	60696	4	Washer, .250 flat - SS	
9	35100	1	Box, reconnect	
10	12632	1	Switch, safety trigger	
11	23516	1	Door, reconnect box	
12	60275	4	Screw, .500-13 x 1.00 standard hex, G5	
13	60276	4	Washer, .500 split lock	
14	60772	4	Nut, .500-13 cage, G5	
15	21440	1	Assembly, shorting board	
16	60098	11	Nut, .500-13 serrated flange	

EXHAUST & AFTER TREATMENT ASSEMBLY



02415

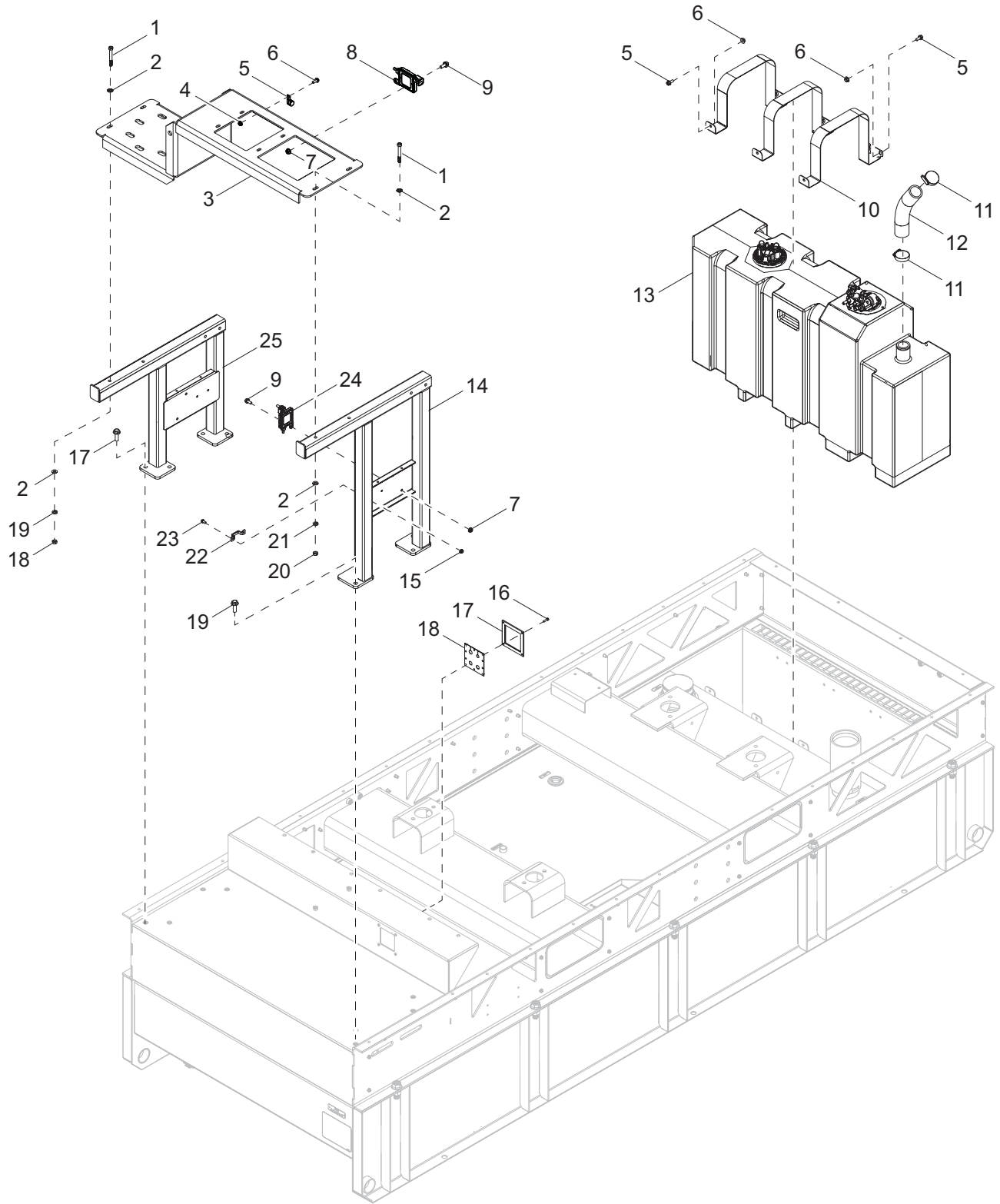
EXHAUST & AFTER TREATMENT ASSEMBLY

Item	Part No.	Qty	Description	Notes
1	53488*	1	SCR module	
2	21096	1	Cap, rain - 5.00 inch	
3	54785	1	Blanket, insulated exhaust elbow	
4	33231	3	Gasket, 5.00 exhaust DPF flange	
5	10000011754	3	Clamp, v-band	
6	53684	1	Elbow, SCR	
7	53787	1	Tube, decomp	
8	31861	2	Clamp, v-band 5.00 inch	
9	33185	2	Gasket, 4.0 exhaust pipe flange	
10	10000018962	1	Weldment, DOC inlet pipe	
11	10000020242	1	Clamp, guillotine 3.50	
12	10000017824	1	Weldment, turbine exhaust pipe	
13	33197	1	Seal, turbo outlet	
14	10000011767	1	Clamp, v-band	
15	10000018963	1	Blanket, turbine exhaust pipe	
16	10000018954	1	Blanket, DOC inlet pipe	
17	60147	2	Screw, .375-16 x 3.50 standard hex, G5	
18	60698	2	Washer, .375 flat - SS	
19	21094	2	Clamp, air filter	
20	60507	4	Screw, .312-18 x 1.00 standard hex - SS	
21	60340	4	Washer, .312 flat - SS	
22	60145	2	Nut, .375-16 serrated flange, G5	
23	60095	4	Nut, .312-18 serrated flange	
24	44531	7	Screw, M16-2.00 x 30 standard hex, G8.8	
25	60194	7	Washer, M16 split lock	
26	60193	7	Washer, M16 flat	
27	53487*	1	DOC module	

Note: DEF parts used in all Generac Mobile Products, LLC equipment carry the Original Equipment Manufacturer (OEM) warranty unless otherwise stated. OEM warranty parts must be purchased through an OEM dealer. Please contact Generac Mobile Products, LLC with questions

Note: * Requires a John Deere certified Field Service Technician for replacement

EXHAUST SUPPORT & DEF ASSEMBLY



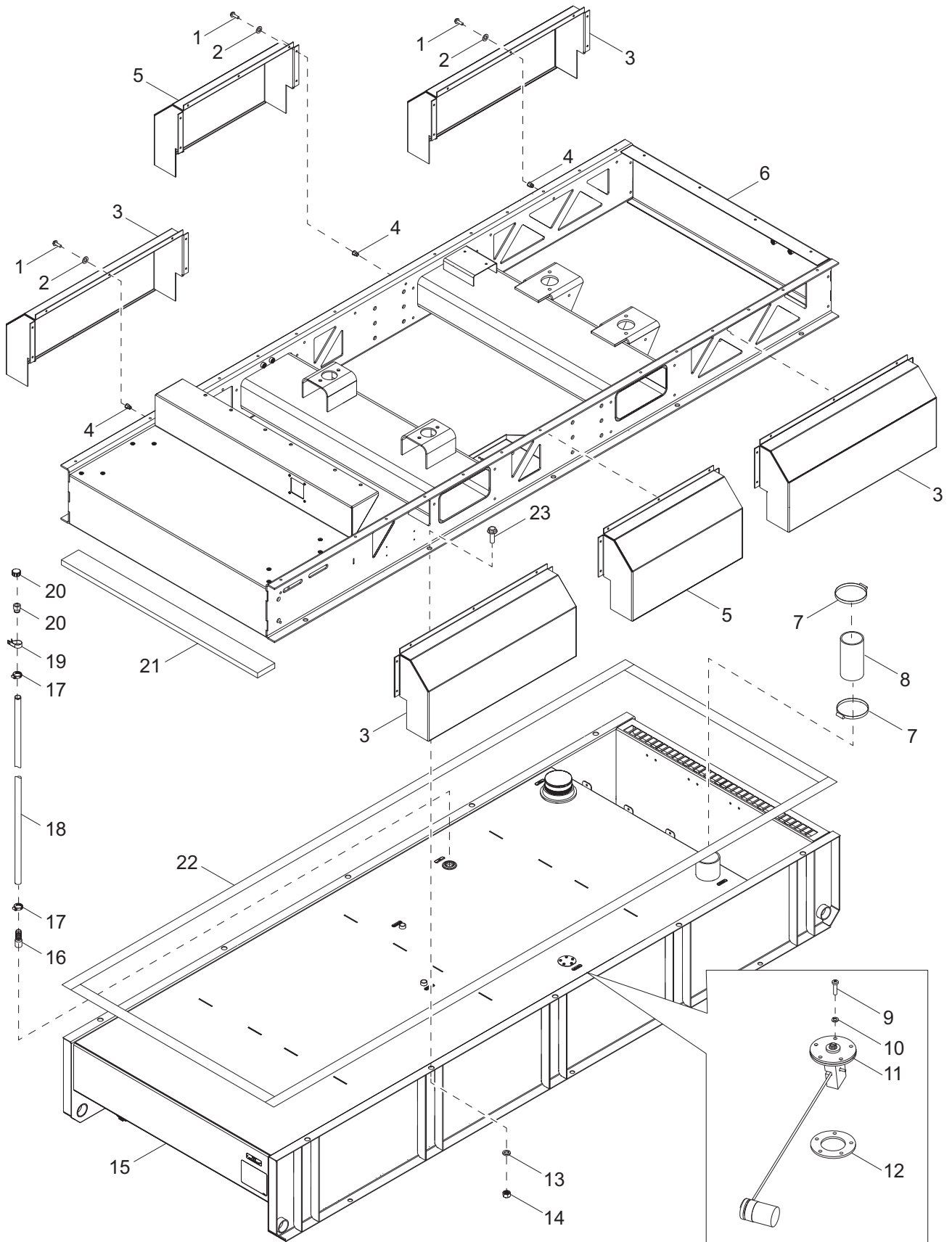
02416

EXHAUST SUPPORT & DEF ASSEMBLY

Item	Part No.	Qty	Description	Notes
1	60400	4	Screw, .375-16 x 3.00 standard hex,G5	
2	60151	8	Washer, .375 flat	
3	10000018663	1	Bracket, after-treatment	
4	60036	4	Nut, M6-1.00 serrated flange, G8.8	
5	16143	4	Clamp, tubing .500	
6	60087	4	Screw, M6-1.00 x 16 serrated flange hex, G8.8	
7	60095	13	Nut, .312-18 serrated flange	
8	10000025293	1	JD NOX ECU 2	
9	60616	13	Screw, .312-18 x .750 serrated flange hex, G5	
10	10000018545	3	Strap, DEF tank	
11	60316	2	Clamp, hose SAE 032 (1.56-2.50)	
12	10000021160	1	Hose, DEF fill	
13	54115	1	Assembly, DEF tank, 25 gallon	
14	10000018822	1	Bracket, exhaust - DOC side	
15	60161	2	Nut, .250-20 serrated flange, G5	
16	61196	4	Screw, 10-23 x .750 standard hex - SS	
17	54926B	1	Clamp plate, bulkhead DEF	
18	51466	1	Bulkhead, DEF - rubber	
19	61103	4	Screw, .500-13 x 1.750 serrated flange hex	
20	60140	4	Nut, .375-16 hex, G5	
21	60206	4	Washer, .375 split lock	
22	10000025247	1	JD temp sensor clamp	
23	60175	2	Screw, .250-20 x .500 serrated flange hex, G5	
24	10000025293	1	JD NOX ECU 1	
25	10000018985	1	Bracket, mount SCR side	

Note: DEF parts used in all Generac Mobile Products, LLC equipment carry the Original Equipment Manufacturer (OEM) warranty unless otherwise stated. OEM warranty parts must be purchased through an OEM dealer. Please contact Generac Mobile Products, LLC with questions

SKID AND FUEL TANK ASSEMBLY

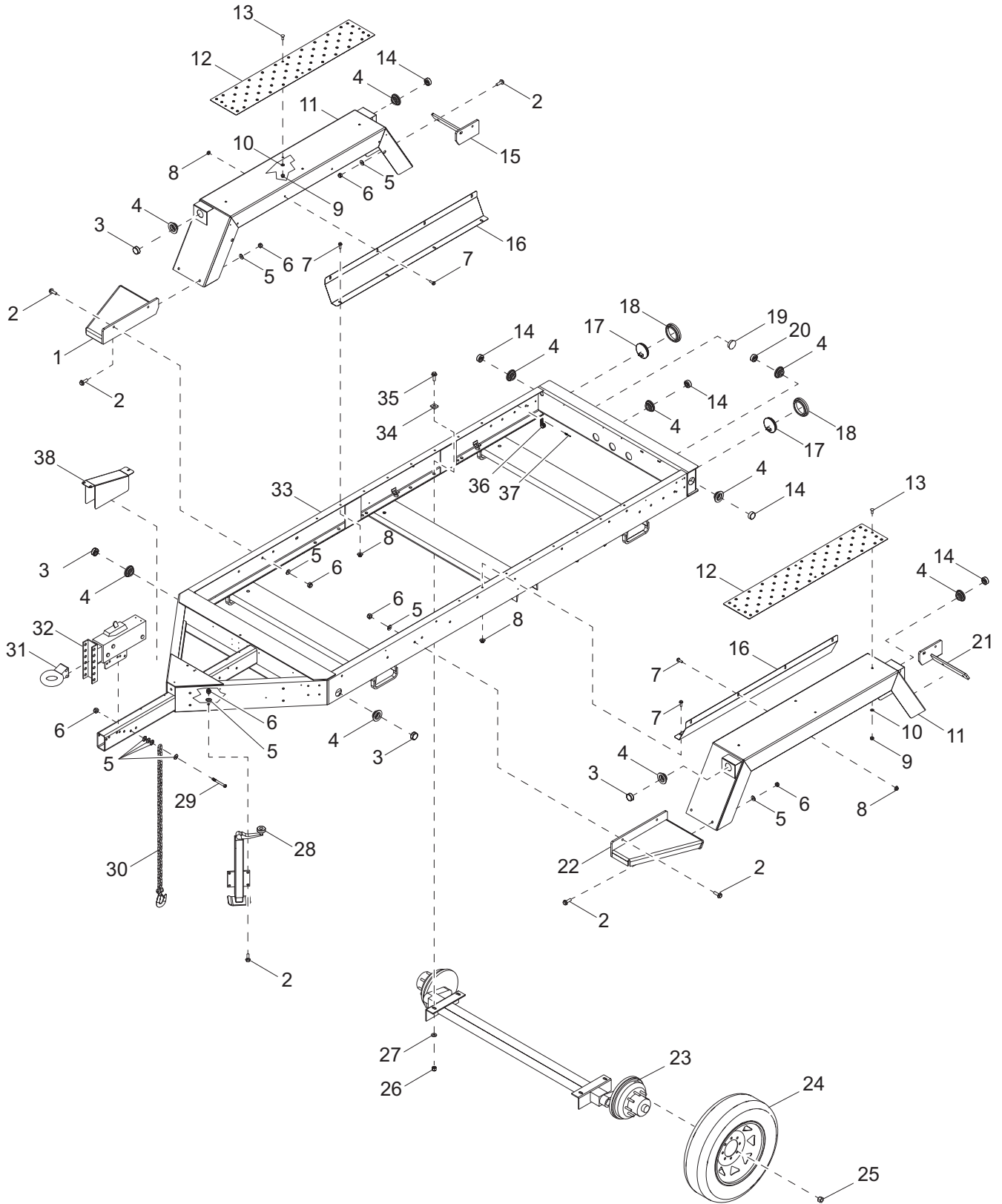


02417

SKID AND FUEL TANK ASSEMBLY

Item	Part No.	Qty	Description	Notes
1	68070	42	Screw, .250-20 x .1.0 button hex, SS	
2	60704	42	Washer, .250 split lock, SS	
3	54692B	4	Panel, rain guard - side	
4	56551	42	Insert, .250-20 splined .165-.260, threaded	
5	54695B	2	Panel, rain guard - middle side	
6	10000020418	1	Weldment, skid	
7	19842	2	Clamp, hose - SAE072 (4.06-5.00)	
8	10000020236	1	Hose, fuel 4.0 I.D. x 8.50	
9	60062	5	Screw, 10-32 x .750 pan Phillips, G2	
10	60252	5	Washer, #10 split lock	
11	21206	1	Sender, fuel 16-24 inch, right hand	
12	22323	1	Gasket, fuel sender	
13	60248	10	Washer, .750 split lock	
14	60249	10	Nut, .750-10 hex, G8	
15	10000015046	1	Tank, fuel 343 gallon - single wall	
16	20162	1	Fitting, straight 1.00NPT x 1.00 barb - plain	
17	19336	2	Clamp, hose - SAE 044 (2.31-3.25)	
18	50019	5.0 ft	Hose, fuel 1.00 SAE 203R	
19	60716	1	Clamp, tubing 1.50 light -duty	
20	26379	1	Vent, fuel 1.00 I.D. - plastic	
21	10000019063	1	Foam, front fuel tank	
22	54922	1	Gasket, 1.00 x .250	
23	63111	10	Screw, .750-10 x 2.25 flange hex, G8	

TRAILER ASSEMBLY

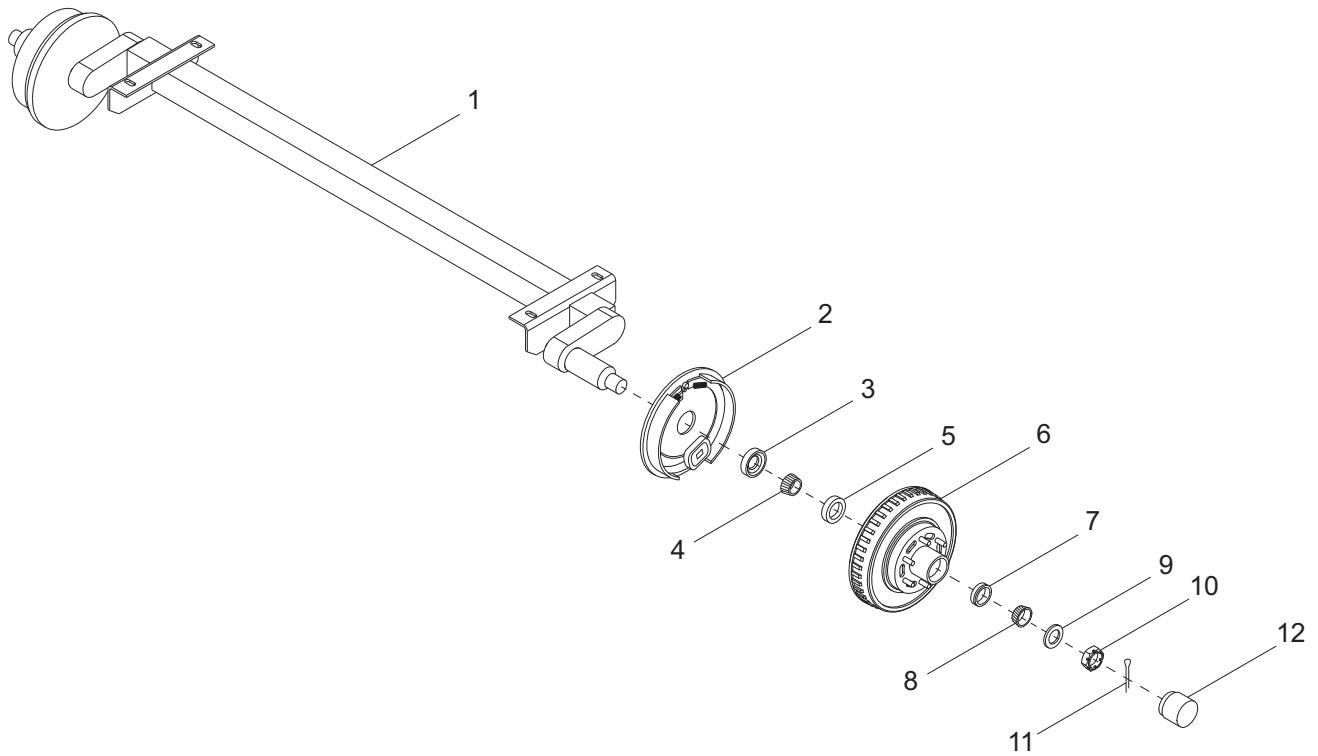


02418

TRAILER ASSEMBLY

Item	Part No.	Qty	Description	Notes
1	22360B	1	Weldment, front step - right hand	
2	61103	20	Screw, 500-13 x 1.75 serrated flange hex	
3	66702	4	Light, clearance 2.0" LED - amber	
4	66394	14	Grommet, sealed beam light 2.0" - rubber	
5	60416	28	Washer, .500 flat .375/.090	
6	62221	22	Nut, .500-13 nylock, G5	
7	60517	16	Screw, .375-16 x 1.00 serrated flange hex	
8	60145	16	Nut, .375-16 serrated flange, G5	
9	60358	8	Nut, .375-16 nylock, G5	
10	60698	8	Washer, .375 flat .875/.040 - SS	
11	54212B	2	Weldment, fender, large trailer	
12	54215B	2	Plate, anti-skid - diamond plate	
13	60790	8	Screw, .375-16 x 1.00 carriage - SS	
14	66703	7	Light clearance 2.0" LED - red	
15	26877B	1	Weldment, rear step - right hand	
16	22351B	2	Shield, fender - large trailer	
17	10221	2	Grommet, rear light 4.50" - rubber	
18	66701	2	Light, stop/tail/turn 4.0" LED	
19	62161	1	Plug, hole 2.25 diameter. - black	
20	66704	1	Light, utility 2.0" LED - clear	
21	26876B	1	Weldment, rear step - left hand	
22	22359B	1	Weldment, front step - left hand	
23	22590	2	Axle, 7000# Torflex	
24	22592B	4	Wheel, ST235/80R16 - black	
25	60096	32	Nut, ..500-20 lug, G5	
26	60240	8	Nut, .625-11 nylock, G5	
27	60193	8	Washer, M16 flat	
28	27318B	1	Weldment, jack - large trailer	
29	60376	2	Screw, 500-13 x 4.50 hex, G5	
30	20159	2	Chain, trailer safety - .375" hi test	
31	19335B	1	Coupler, lunette ring 3.0 ID - adjustable	
32	18373	1	Actuator, trailer	
33	27655B	1	Weldment, trailer frame	
34	60651	8	Washer, square bevel .626 gauge	
35	61078	8	Screw, .625-11 x 2.00 flange hex, G8	
36	16143	12	Clamp, tubing .500	
37	61155	12	Rivet, .188 diameter x .438-.750 grip	
38	22302B	1	Cover, brake line	

AXLE ASSEMBLY

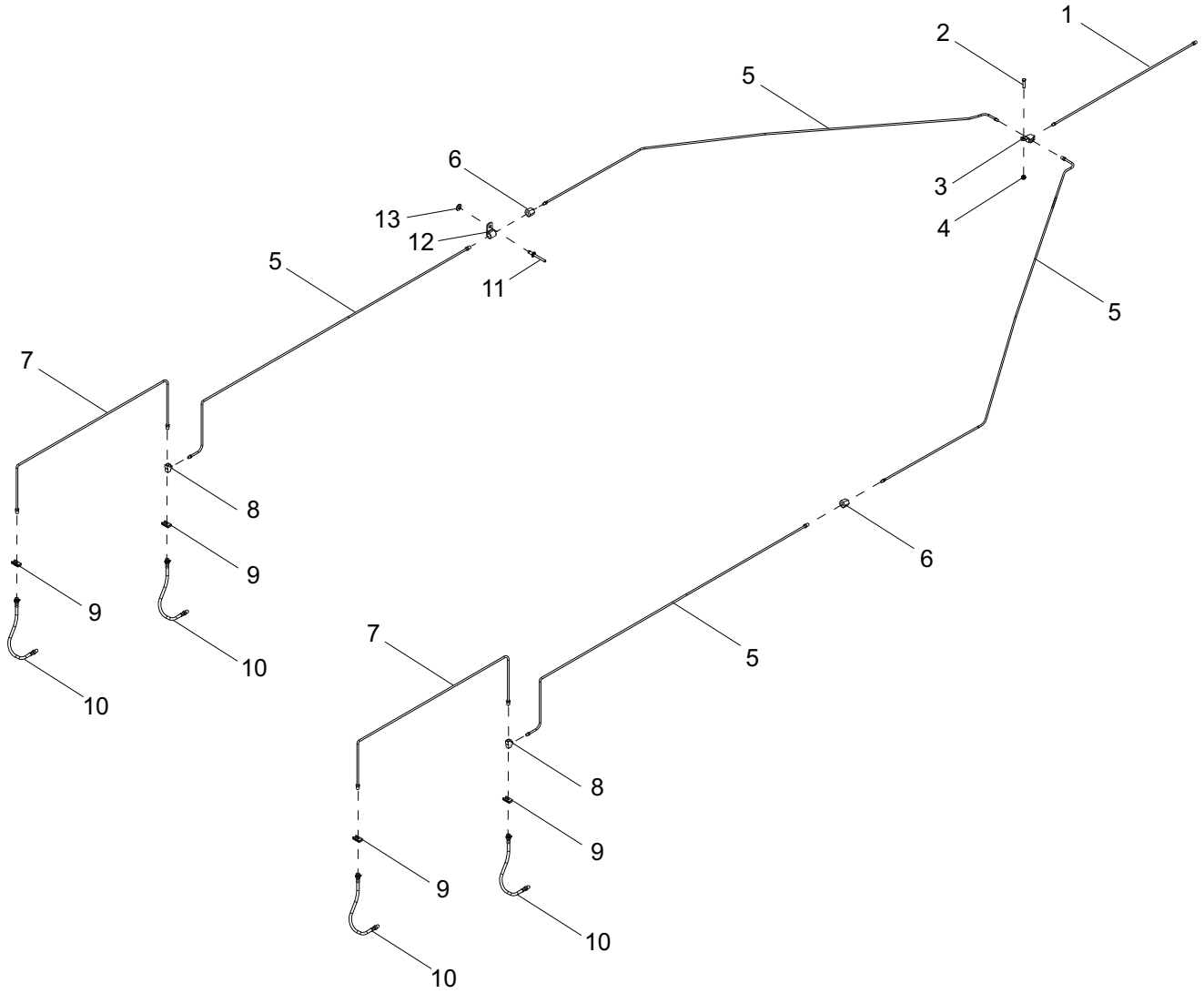


01713

AXLE ASSEMBLY

Item	Part No.	Qty	Description	Notes
1	22590	1	Axle, 7000# - 57.0 inch frame	
2	26571	1	Assembly, surge-free backing brake - left	
--	26572	1	Assembly, surge-free backing brake - right	
3	26575	2	Seal, inner grease 2.25 inch	
4	26576	2	Bearing, inner hub	
5	26577	2	Cup, inner bearing	
6	26578	2	Drum, brake - 12.0 inch	
7	26579	2	Cup, outer bearing	
8	26580	2	Bearing, outer hub	
9	26581	2	Washer, spindle	
10	12308	2	Nut, spindle	
11	26583	2	Pin, cotter	
12	26582	2	Cap, dust	

BRAKE LINE ASSEMBLY

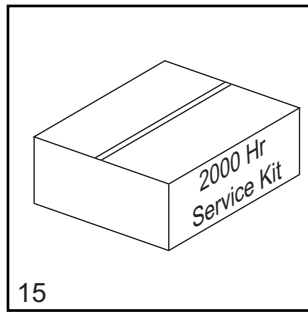
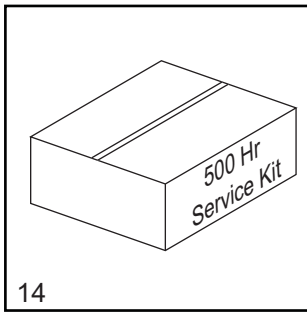
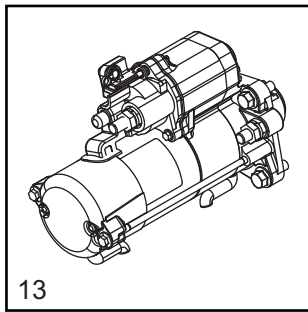
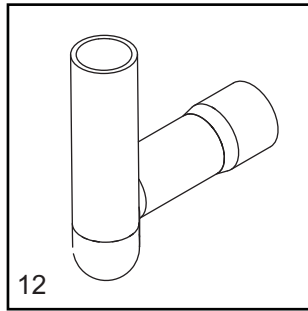
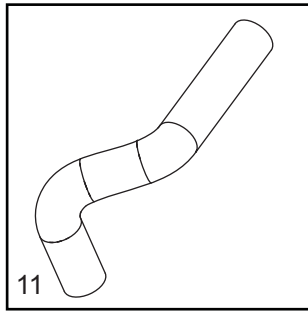
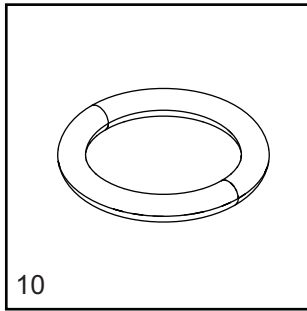
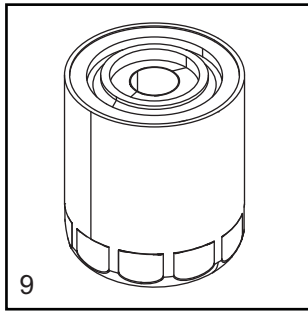
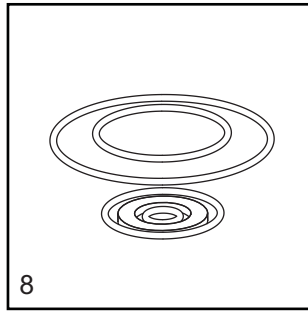
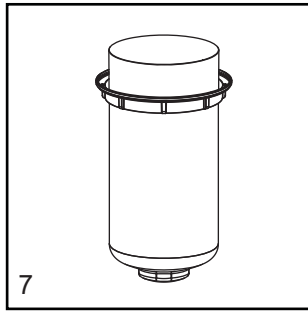
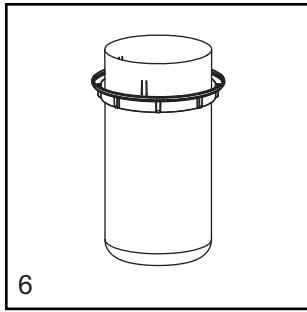
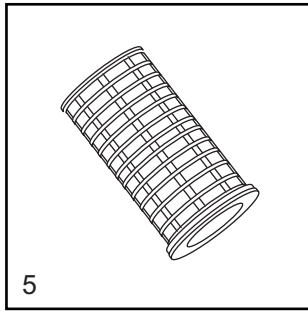
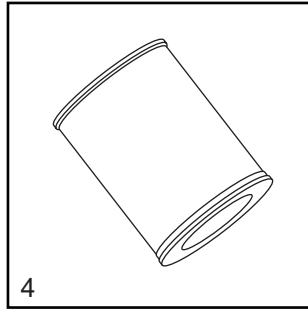
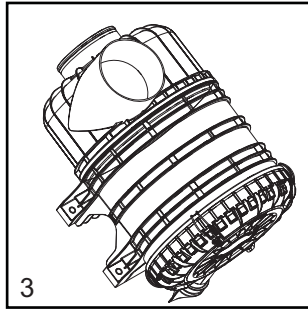
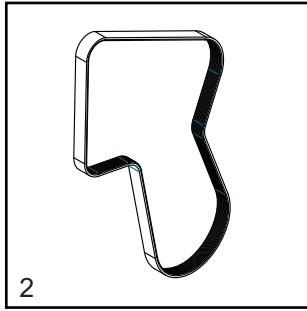
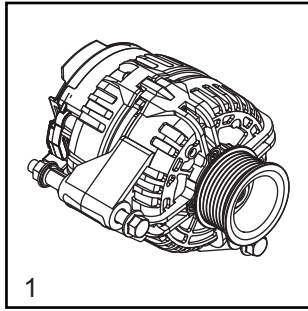


00618

BRAKE LINE ASSEMBLY

Item	Part No.	Qty	Description	Notes
1	40495	1	Line, brake - .188 x 20.0	
2	60684	1	Screw, .250-20 x .875 standard. hex, SS	
3	19252	1	Fitting, straight - .188 brake line T w/bracket - female	
4	60144	1	Nut, .250-20 nylock, G5	
5	22338	4	Line, brake - .188 x 60.0	
6	22339	2	Fitting, straight - .188 brake line coupler	
7	40493	2	Line, brake - .188 x 40.0	
8	40498	2	Fitting, straight - .188 brake line T - male/female/male	
9	40499	4	Clip, brake hose	
10	40497	4	Hose, brake - .188 x 20.0 - male/female	
11	60231	12	Rivet, .188 diameter. x .375 to .500 grip	
12	61010	12	Clamp, tubing - .375 heavy duty	
13	60237	12	Washer, #10 flat .495/.036	

RECOMMENDED SPARE PARTS - ENGINE AND SERVICE KITS



RECOMMENDED SPARE PARTS - ENGINE AND SERVICE KITS

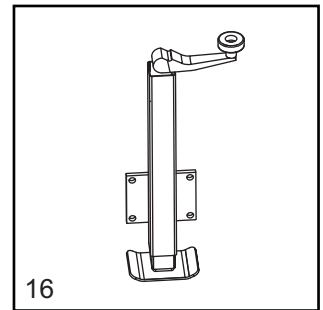
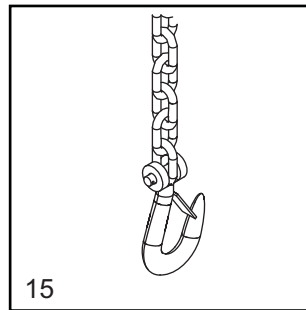
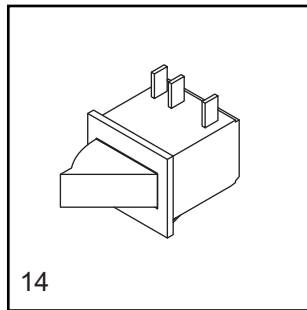
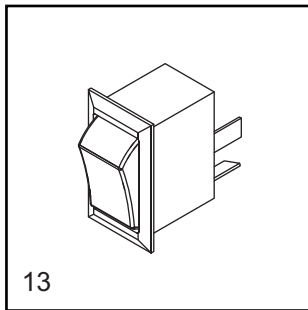
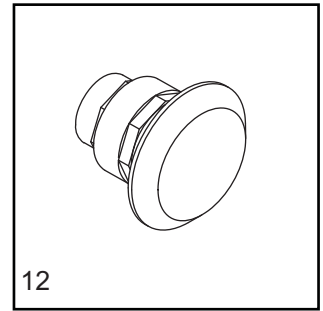
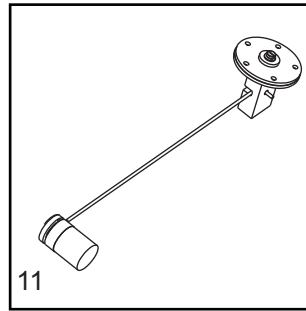
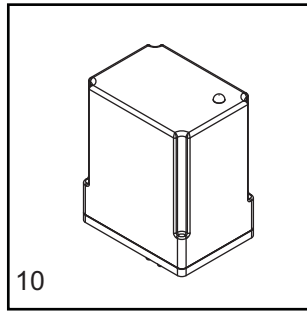
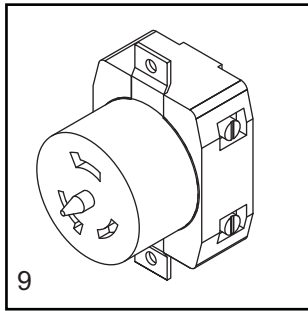
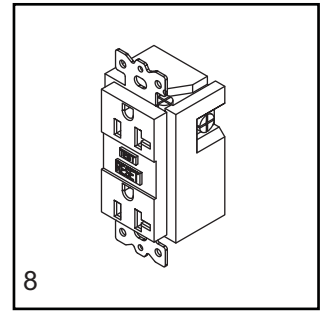
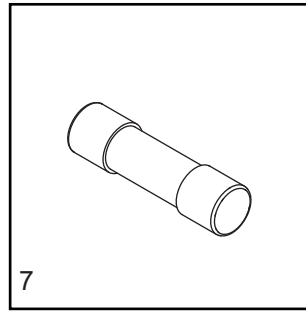
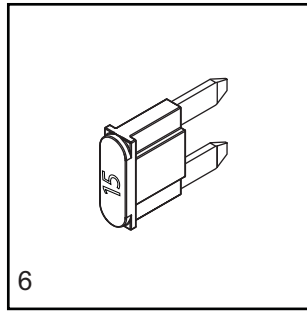
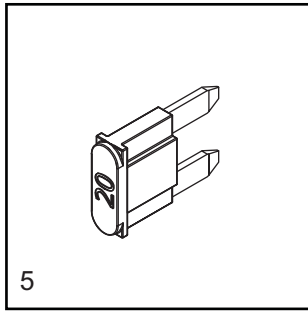
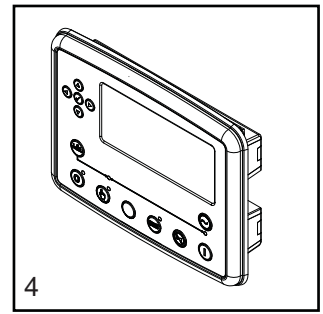
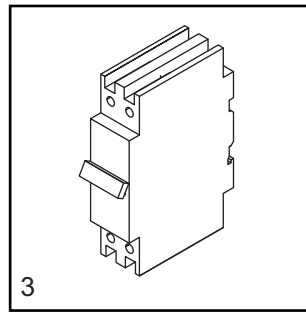
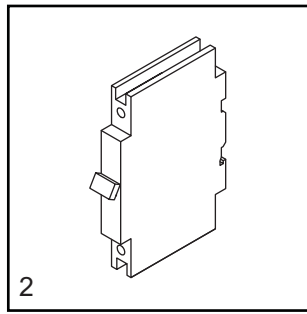
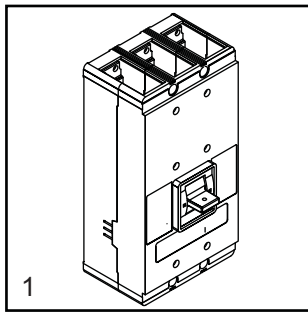
ENGINE

1. Alternator	33026
2. Belt, fan	10000012588
Belt, fan (with SLA).....	10000032537
3. Filter, air - housing assembly.....	37916
4. Filter, air - primary element.....	10000019592
5. Filter, air - secondary element	10000019577
6. Filter, fuel - primary.....	10000018039
7. Filter, fuel - secondary	10000018016
8. Filter, fuel - seal kit.....	10000018052
9. Filter, oil	32245
10. O-ring, oil filter	10000018100
11. Hose, radiator - lower.....	53628
12. Hose, radiator - upper.....	53627
13. Starter	10000012633

SERVICE KITS

14. 500 hour kit.....	10000024644
Includes: Primary Air Filter 10000019592, Secondary Air Filter 10000019577, Primary Fuel Filter Element 10000018039, Secondary Fuel Filter Element 10000018016, Fuel Filter Seal Kit 10000018052 (2), O-ring 10000018100 and Oil Filter 32245	
15. 2000 hour kit.....	10000024651
Includes: Engine Belt 10000012588 (2), OVR Filter 10000012632, Primary Air Filter 10000019592 (4), Secondary Air Filter 10000019577(4), Primary Fuel Filter Element 10000018039 (4), Secondary Fuel Filter Element 10000018016 (4), Fuel Filter Seal Kit 10000018052 (8), O-ring 10000018100 (4) and Oil Filter 32245 (4)	

RECOMMENDED SPARE PARTS - ELECTRICAL AND TRAILER



RECOMMENDED SPARE PARTS - ELECTRICAL AND TRAILER

ELECTRICAL

1. Breaker, main	54980
2. Breaker, 20A.....	18091
3. Breaker 50A.....	18092
4. Controller, programmed.....	Call
5. Fuse, 20 A	35560
6. Fuse, 15A	68204
7. Fuse, 5A	073590A
8. Receptacle, 120V/20A GFI.....	14130
9. Receptacle, 240V/50A twist lock	18089
10. Relay (Optional).....	66340
11. Sender, fuel.....	21206
12. Switch, E-stop assembly	65470
13. Switch, rocker	66996
14. Switch, trigger safety	12632

TRAILER

15. Chain, safety.....	20159
16. Jack, top wind (tongue)	27318B

Note: To order replacement controller, contact Generac Mobile Products with unit serial number

Part No. A0000393896 Rev. A 09/23/2020

©2020 Generac Mobile Products, LLC
All rights reserved.

Specifications are subject to change without notice.
No reproduction allowed in any form without prior written consent
from Generac Mobile Products, LLC.

GENERAC | **MOBILE**

Generac Mobile Products, LLC
215 Power Drive, Berlin, WI 54923
GeneracMobileProducts.com | 800-926-9768 | 920-361-4442